



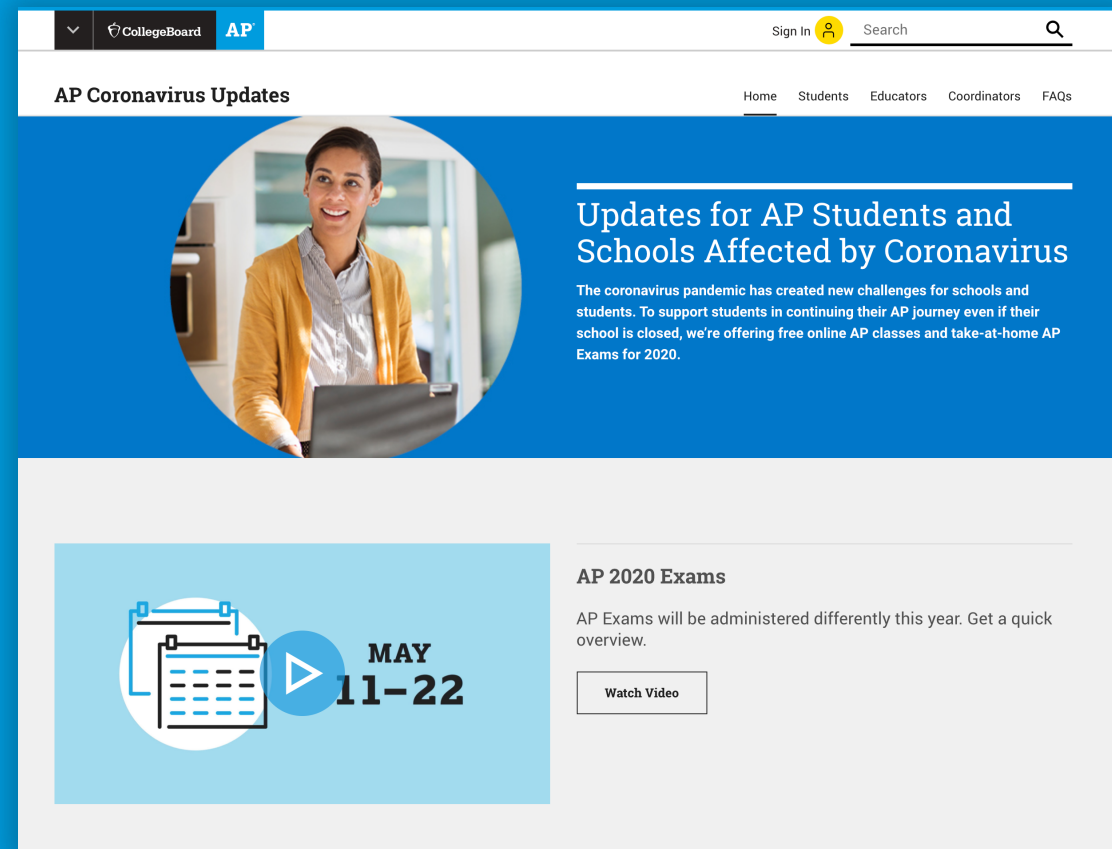
2020 AP[®] Exam Information: Music Theory



April 2020

Summary of Resources for AP 2020 Testing—available at cb.org/ap2020

1. **The AP Testing Guide.**
2. **An Exam Day Checklist** each student should complete in advance of each AP Exam they take.
3. **Required Documents** that students should print or download for specific exams.
4. **A Testing Demo** (emailed to students on May 4) that each student should use before testing; if students can't access this demo, they'll be unable to access the actual test without completing the troubleshooting steps on the final slide.
5. **Detailed FAQs**, linked from the main FAQs page.
6. **Detailed information about Music Theory exams** is available at cb.org/apmusictheory



The screenshot shows the 'AP Coronavirus Updates' page. At the top, there's a navigation bar with 'CollegeBoard' and 'AP' logos, a 'Sign In' button, and a search bar. Below the navigation bar, the page title 'AP Coronavirus Updates' is displayed. A large circular image of a smiling woman in a yellow jacket is on the left. To the right of the image, the text reads: 'Updates for AP Students and Schools Affected by Coronavirus'. Below this, a paragraph states: 'The coronavirus pandemic has created new challenges for schools and students. To support students in continuing their AP journey even if their school is closed, we're offering free online AP classes and take-at-home AP Exams for 2020.' Below this section, there's a light blue box with a calendar icon and a play button, with the text 'MAY 11-22'. To the right of this box, the text reads: 'AP 2020 Exams' and 'AP Exams will be administered differently this year. Get a quick overview.' Below this text is a 'Watch Video' button.

What's in This Guide

1

About Your AP Exam E-Ticket

Your entry key to the exam.

2

Five Steps to Take Before Exam Day

Key steps to take to get ready for exams.

3

Exam Day

Tips for successfully completing your online AP Exams.

4

Exam Scores, Credit, and Placement


Learn when scores will be released and how widespread college support is.

1

About Your AP Exam E-Ticket

You Need an AP Exam E-Ticket to Test

- You'll receive your e-ticket by email **two days before** each test. On exam day, you'll need this e-ticket to check in to your exam.
 - You'll get a unique ticket for **each** exam you're registered for.
 - You can also access your e-ticket in your student account on My AP (myap.collegeboard.org).
- Each e-ticket is personalized for YOU and isn't transferrable.
- **DON'T SHARE** your e-ticket with anyone—you could lose your chance to test.
- The AP Program can't accept any additional exam registrations for this year's online, at-home exams.
- Make sure to save your May e-ticket email in case you need to request a makeup exam.

 **AP**

Your AP Music Theory Exam E-Ticket

Hi, Student,

Your AP Music Theory Exam is two days away.

Student Name

AP ID:
XXXXXXXXXX

AP Subject, Date
Time: Your Local Equivalent of Time p.m.
Eastern Daylight Time

Go to your exam 30 mins before it starts

[Find your local time](#)

Go to Exam

Your E-ticket will be valid for the May Exam Schedule

- All registered students have been scheduled for these May dates, whether or not they were originally registered for regular or late-testing exams.
- Unless there's a significant conflict, students should test in May so they have the June dates as a backup if they have any disruptions.
- If you can't test on one of these dates, **don't use** your e-ticket for that exam — you'll automatically receive a different e-ticket for makeup testing in June.

Exam Start Times ▶ Local times may vary depending on a student's geographic location.	Hawaii Time: 6 a.m. Alaska Time: 8 a.m. Pacific Time: 9 a.m. Mountain Time: 10 a.m. Central Time: 11 a.m. Eastern Time: 12 p.m. Greenwich Mean Time: 4 p.m.	Hawaii Time: 8 a.m. Alaska Time: 10 a.m. Pacific Time: 11 a.m. Mountain Time: 12 p.m. Central Time: 1 p.m. Eastern Time: 2 p.m. Greenwich Mean Time: 6 p.m.	Hawaii Time: 10 a.m. Alaska Time: 12 p.m. Pacific Time: 1 p.m. Mountain Time: 2 p.m. Central Time: 3 p.m. Eastern Time: 4 p.m. Greenwich Mean Time: 8 p.m.
Primary			
Mon., May 11	Physics C: Mechanics	Physics C: Electricity and Magnetism	United States Government and Politics
Tues., May 12	Latin	Calculus AB Calculus BC	Human Geography
Wed., May 13	Physics 2: Algebra-Based	English Literature and Composition	European History
Thurs., May 14	Spanish Literature and Culture	Chemistry	Physics 1: Algebra-Based
Fri., May 15	Art History	United States History	Computer Science A
Mon., May 18	Chinese Language and Culture	Biology	Environmental Science
Tues., May 19	Music Theory	Psychology	Japanese Language and Culture Italian Language and Culture
Wed., May 20	German Language and Culture	English Language and Composition	Microeconomics
Thurs., May 21	French Language and Culture	World History: Modern	Macroeconomics
Fri., May 22	Comparative Government and Politics	Statistics	Spanish Language and Culture

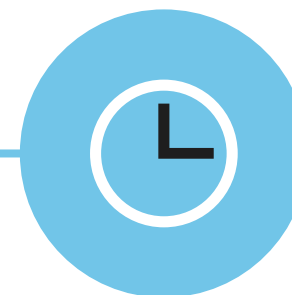
All Exams Offer a June Makeup Date

- Reminder: If you have a conflict in May and don't use your May e-ticket, you'll automatically receive a June e-ticket for that exam.
- You'll also be able to request an e-ticket for June makeup dates if you have any disruption during your May exam.
- You'll receive your makeup e-ticket two days before your exam.
- There are more exam conflicts in June, and no additional scheduled make-up dates after June 1 - 5, so test in May unless it's not possible to do so.

<div>Exam Start Times ▶ <small>Local times may vary depending on a student's geographic location.</small></div>	<div>Hawaii Time: 6 a.m. Alaska Time: 8 a.m. Pacific Time: 9 a.m. Mountain Time: 10 a.m. Central Time: 11 a.m. Eastern Time: 12 p.m. Greenwich Mean Time: 4 p.m.</div>	<div>Hawaii Time: 8 a.m. Alaska Time: 10 a.m. Pacific Time: 11 a.m. Mountain Time: 12 p.m. Central Time: 1 p.m. Eastern Time: 2 p.m. Greenwich Mean Time: 6 p.m.</div>	<div>Hawaii Time: 10 a.m. Alaska Time: 12 p.m. Pacific Time: 1 p.m. Mountain Time: 2 p.m. Central Time: 3 p.m. Eastern Time: 4 p.m. Greenwich Mean Time: 8 p.m.</div>
Makeup			
Mon., June 1	United States Government and Politics Physics C: Mechanics	Human Geography Physics C: Electricity and Magnetism	Calculus AB Calculus BC Latin
Tues., June 2	English Literature and Composition Spanish Literature and Culture	Physics 1: Algebra-Based European History	Chemistry Physics 2: Algebra-Based
Wed., June 3	United States History Chinese Language and Culture	Environmental Science Computer Science A	Biology Art History
Thurs., June 4	World History: Modern Macroeconomics	Spanish Language and Culture Comparative Government and Politics	Statistics French Language and Culture
Fri., June 5	English Language and Composition German Language and Culture	Japanese Language and Culture Italian Language and Culture Microeconomics	Psychology Music Theory

Reminders About the Exam Schedule

- Each subject's exam will be taken **simultaneously worldwide**. Your **AP teacher or coordinator** will help you **identify your local testing time**.



Online exams start at **your local equivalent** of 12 p.m., 2 p.m., or 4 p.m. Eastern Daylight Time.

You must calculate the start time for **YOUR** time zone.

For example, here are the Monday, May 18, AP Biology Exam local start times for students in three different time zones:

Los Angeles	New York (Eastern Daylight Time)	Madrid
11 a.m.	2 p.m.	8 p.m.

What to Expect on This Year's Exams

- **It won't be more difficult to earn a 3, 4, or 5 this year.** Even if an exam question seems more difficult to you than you expected, don't worry—difficult questions require fewer points to earn 3s, 4s, and 5s than easier questions require. So this year's scores will be very similar to prior years' scores. Just stay calm, read each part of the question, and simply show what you know and can do within the time you have.
- **AP Exams are never graded on a curve—and this year's exams are no different.** You're not competing against any other students. There's no maximum or minimum number of students who can receive a specific score. All students who earn the required points will get scores of 3, 4, or 5 this year.
- **Don't worry if you don't complete all parts of the question** before you need to attach and submit your response. To give students as many different chances to demonstrate what they know as possible, a question may have more parts than can be answered in the allowed time. You don't need to complete the entire question to get a score of 5, but you do need to submit whatever work you've done.



You're an AP student—you're a resilient problem solver.


Remember that if you see part of a question that feels unfamiliar to you, stick with it. It may be asking you to use your knowledge and skills to analyze a new situation. So stay calm and look for ways to apply what you know to whatever you see on the exam.

What to Expect on This Year's Exams

Because creating a good testing environment at home is a challenge for some students, the exam is much shorter this year.

In a year when the exam provides you with fewer questions than usual to show the extent of what you learned this year, we want to ensure you have a fair opportunity to show what you know and earn college credit.

So AP teachers will have the chance to review your score and your exam responses this summer. If you don't receive a score of 3 or higher and your teacher is convinced you should have, your teacher will be able to engage with the AP Program's college faculty partners **to review and confirm your score**, ensuring it's fair and appropriate.



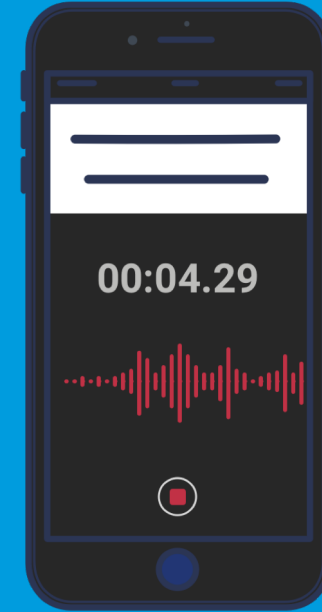
If you don't get a score of 3 or higher because of the shorter exam format, your teacher will be able to request a review and confirmation of your score.

Music Theory Exam

Best device to use: smartphone or tablet

Before the exam:

- Print or copy by hand the **2020 Question 1 Music Theory Answer Sheet**. Download at cb.org/apexamdaydocs. TIPS: Prepare extra answer sheets in case of mistakes; have extra staff paper for scratch work.
- Make sure you have an **audio recording app or audio recording software**, such as Recorder®, Voice Memos®, GarageBand® (or Audacity®, if you're using a computer) to record your sight singing performance.



REMEMBER:

You must have your own recording app or software.

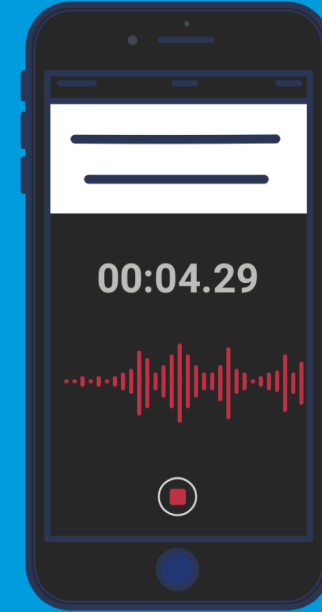
Music Theory Exam

Best device to use: smartphone or tablet

On exam day:

- Copy by hand portions of Question 1 onto your answer sheet, and then complete the question.
- Take a photo of your completed answer sheet, attach it, and click **Submit** before time expires for Question 1.
- Follow the directions to record your melodies for Question 2, pausing when instructed to ensure that both melodies are included in a **single audio file**.
 - Accepted file formats: .m4a, .mp3, .wav, .ogg
- Attach your file, and click **Submit** before time expires for Question 2.

Detailed information about Music Theory exams is available at [cb.org/apmusictheory](https://collegeboard.org/apmusictheory).



REMEMBER:

You must have your own recording app or software.

Testing with Accommodations


- Students with approved accommodations don't need to submit any further requests.
- Extended time will be provided through the online exam.
- Online AP Exams will be compatible with assistive technology (e.g., screen-reader software) and zoom functionality in a browser.
- Students approved for screen-reader software should ensure it works with Chrome, Firefox, Safari, or Microsoft Edge because Internet Explorer can't be used for AP testing.
- Students approved to use specific devices or aids may use what they have access to at home.
- Students approved for a reader or scribe may be assisted by a family or household member while testing.
- **Temporary Afflictions:** A student who has a temporary medical or physical condition (e.g., an injured hand) may request temporary assistance if needed to take the exam. Review details at [cb.org/ap2020accommodations](https://collegeboard.org/ap2020accommodations).



As always, students may **only** use accommodations that they've been approved for by College Board Services for Students with Disabilities (SSD).

Requesting a Makeup Exam

- If you have any issue on exam day that prevents you from testing successfully, you'll be directed to an online **AP Makeup Testing Request Form** where you can describe what happened and request an e-ticket for a June makeup exam.
- You can also access the form at cb.org/requestmakeup
- You **must** have your original e-ticket when filling out the form.
- Submit the form within 48 hours of your original exam date.
- We will review your form and send you an email approving or denying the request the week of May 25. If approved, your makeup e-ticket will be sent two days before the makeup test.
- Do not call AP Services; the pandemic has closed call centers and you will simply hear a message directing you to fill out the form and await the approval email.
- Rest assured that you will receive approval for any of the following types of issues you encounter, or similar ones: sickness; significant interruptions from family members; battery failures; power outages; technical disruptions. **Note:** simply running out of time to submit a response on exam day is not a valid reason to request makeup testing.




The makeup testing request form is **ONLY** for students who test in May, encounter issues, and need another opportunity to test.

Students that already have known conflicts with the May dates can test in June simply by not using their May e-ticket – they will automatically be issued a June e-ticket.



The exam screen will guide students step by step on test day from the moment they click their e-ticket. Most students will be able to navigate the test using only the information on the preceding slides.



But unexpected events may occur when testing at home, and some students will benefit from additional preparation and technology checks.



The remaining slides provide further details and tips. We encourage teachers and students to work through the remaining slides together to confirm readiness for at-home AP Exams.

2

Five Steps to Take Before Exam Day

Five Steps to Take Before Exam Day

We have a simple checklist you can use to make sure you've completed these steps.

1

Review Your Contact Information

If you aren't receiving emails from the AP Program, log in to My AP to see the email address you used when you registered to test.

3

Practice Submitting Your Response

The AP Exam Demo will be emailed to you on May 4. The AP World Languages Exam App will be available by the week of May 11 and includes a practice mode.

5

Receive Your Exam Confirmation and E-Ticket Emails

You'll get emails with your AP ID and your exam e-ticket. This information will also be in your My AP account.

2

Check Your Tech

Choose and prepare the device and documents you'll use.

4

Gather What You Need for Each Exam

Consult [cb.org/apexamdaydocs](https://collegeboard.org/apexamdaydocs) then download, print, or gather additional materials for your specific exams.

Review Your Contact Information

If you haven't received email updates from the AP Program:

1. Sign into My AP (myap.collegeboard.org).
2. Confirm your email address:
 - Click your profile at the top right-hand corner.
 - Go to Account Settings and confirm that your email address is the one you want to use for your e-ticket.
 - If you need to change your email address, click **Update**.
3. In Subscriptions, confirm that you've checked the box to receive updates from College Board.
4. Then, create a new contact with the email address collegeboard@e.collegeboard.org in your address book or safe sender list.

Don't worry—if you still can't get emails from AP, your e-ticket will also be posted in your My AP account.

Update Your College Board Account Account Help

* = Required

General Information

First name: *
Demo

Middle initial:

Last name: *
Student

Gender: *
☒ Female
☐ Male
☐ Another (not listed)

Date of birth: *
 December 20 1998


Email address: *
demo.student@myap.org

Confirm email address: *
demo.student@myap.org

Check Your Tech: Choose Your Device


Check that you have the appropriate device for your exam and how you're planning to create your response.

- This exam **does not** use a lockdown browser on your device.
- Determine which device you will use to access the AP Music Theory Exam questions. This is the device you will use to view the exam questions and upload your responses.
- Determine how you will take and save a picture of your Question 1 Answer Sheet. If you are using multiple devices, you will need to be able to share the file of the photo you take with the device you are using to access the exam.
- Determine how you will record and save an audio file for Question 2. If you are using multiple devices, you will need to be able to share the file of the recording you make with the device you are using to access the exam.



Check Your Tech: Prepare Your Documents for Handwriting

- Question 1 of the AP Music Theory Exam requires an answer sheet (find it at [cb.org/apmusictheory](https://collegeboard.org/apmusictheory)). Print the answer sheet, or copy it out by hand onto staff paper or unlined paper.
- Use paper that's standard size (8.5 x 11 inches) or close to it.
- Use a No. 2 pencil or a pen with black or blue ink.
- Before test day, prepare your AP Music Theory Question 1 Answer Sheet:
 - By printing out or copying the provided answer sheet template (prepare 2–3 in case you need to start over)
 - And writing your AP ID and initials at the top of each page
 - Make sure the device you are using to photograph your answer sheet creates files in one of the accepted file types for upload: .jpeg, .jpg, .png.



IMPORTANT:

You'll write your response with pen or pencil on your prepared Answer Sheet, take a photo of the page, attach your photo, and submit it.

Music Theory Question 1 Answer Sheet

AP 2020 Music Theory Exam: Question 1 Answer Sheet

AP ID Number:

Initials:

Question 1(a): Part-writing from figured bass

A musical staff in 4/4 time, consisting of a treble and bass clef. The staff is empty, with a colon and a dashed line below it for the answer.

Question 1(b): Part-writing from Roman numerals

A musical staff in 4/4 time, consisting of a treble and bass clef. The staff is empty, with a colon and a dashed line below it for the answer.

© 2020 College Board



AP 2020 Music Theory Exam: Question 1 Answer Sheet

AP ID Number: WXYZ1234

Initials: BV

Question 1(a): Part-writing from figured bass

A musical staff in 4/4 time, consisting of a treble and bass clef. The staff is filled with handwritten notes. Below the staff, the figured bass notation is written: d: i vii° i V i ii#.

Question 1(b): Part-writing from Roman numerals

A musical staff in 4/4 time, consisting of a treble and bass clef. The staff is filled with handwritten notes. Below the staff, the Roman numeral notation is written: Bb: I IV V4 I° ii5 V.

OR

AP 2020 Music Theory Exam: Question 1 Answer Sheet

AP ID #: WXYZ1234

Initials: BV

Question 1(a): Part-writing from figured bass


A musical staff in 4/4 time, consisting of a treble and bass clef. The staff is filled with handwritten notes. Below the staff, the figured bass notation is written: d: i vii° i V i ii# V.

Question 1(b): Part-writing from Roman numerals

A musical staff in 4/4 time, consisting of a treble and bass clef. The staff is filled with handwritten notes. Below the staff, the Roman numeral notation is written: Bb: I IV V4 I° ii5 V vi.

Check Your Tech: Prepare Your Device for Recording

- Question 2 of the AP Music Theory Exam requires you record two sung melodies. Detailed recording instructions are provided in the 2020 Exam Sample Questions available on [cb.org/apmusictheory](https://collegeboard.org/apmusictheory)
- You may use any recording app or software that produces one of the following file types: .m4a, .mp3, .wav, .ogg.
- Before test day, practice creating a recording following the exam instructions and make sure your responses are clearly audible.



IMPORTANT:
You'll record your responses
in a single audio file, save
and attach your file, and
submit it.

AP Music Theory Sight Singing Instructions

2020 Sample Question 2

Allotted time: 15 minutes (+ 5 minutes to submit)

Sight-singing

Assignment: For each melody given, sing the pitches and rhythms accurately while keeping a steady tempo.

Procedure: You have 15 minutes to practice, record, and check that both melodies are recorded in a single file. For each melody, choose a starting pitch in a key that is comfortable.

Your performance:

- You may sing note names (*C-D-E*), syllable names (*do-re-mi*), scale-degree numbers (*1-2-3*), or a neutral syllable (for example, *ta-ta-ta*).
- You may transpose the melody to a key that is comfortable.
- You may play a starting pitch before performing each melody. You may **NOT** use any device (for example, a metronome or a musical instrument) to assist you *during* your performance.
- You may pause your recording after stating your AP ID number, and between performing the first and second melody (see recording instructions below). You may **NOT** pause your recording *during* your performance. You may **NOT** use any software to alter or edit your performance.
- You will be evaluated on rhythmic accuracy, pitch accuracy (relative to your chosen tonic), and continuity (maintaining a steady tempo). You may start over if you need to, but there will be a deduction from your score. You will not be evaluated on the quality of your singing voice.

Recording instructions: You must record both melodies in the same audio file. Only one audio file upload will be accepted. When you are ready to record your first melody:

- Start your recording device and state your AP ID number. Then, press pause.
- Once you are ready to begin, press record to resume recording in the same audio file. Perform the first melody and then press pause.
- Once you are ready to record the second melody, press record to resume recording in the same audio file. Once you finish performing the second melody, press stop.
- Save your audio file in an approved format (.m4a, .mp3, .wav, or .ogg) and upload your file.

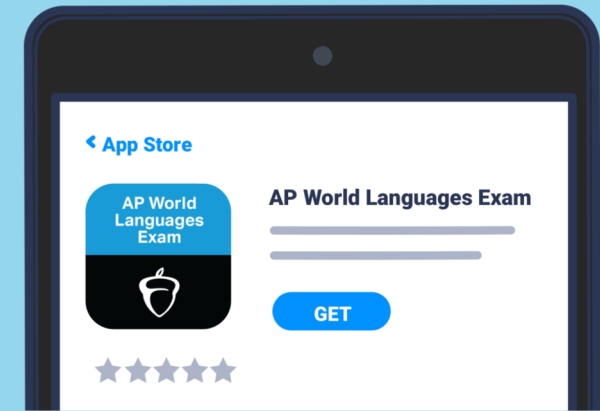
[cb.org/apmusictheory](https://collegeboard.org/apmusictheory)

Use the AP 2020 Exam Demo to Practice and Test Your Tech



Practice submitting responses with the exam demo.

You'll get an email on May 4 to access the AP 2020 Exam Demo at [cb.org/apdemo](https://collegeboard.org/apdemo). It will allow you to practice the different ways to submit your responses. If you can't connect to this demo from your planned testing device, you'll not be able to access the real exam on test day. Update your browser (see tips on the last slide). Then try again. If you still can't access the Demo, ask for your AP coordinator's help to contact your school's tech experts for assistance.



World language students can practice with their exam app.

Beginning the week of May 11, if you're taking world language exams, download the AP World Languages Exam App. Before your exam, use the app's practice mode to become familiar with its features, test your technology's compatibility, and check the quality of sound in your intended exam location. After you practice using the app, you must close it on your device before testing.

What Students Need on Exam Day

Find required or recommended docs at [cb.org/apexamdaydocs](https://collegeboard.org/apexamdaydocs)

If you don't have a printer, ask your school for help getting printed copies of required or recommended docs.*
If that's not possible, download them to your device.

Subjects

What to Have Ready on Exam Day

All, except for those with portfolio components

Required

- Exam e-ticket email
- Completed Exam Day Checklist, including AP ID
- Device: laptop, tablet, smartphone (see below for subject-specific requirements)
- Browser: Chrome (recommended), Firefox, Safari, or Edge
- Internet or cellular connection
- Assistive technology and devices (if applicable, for students approved to test with accommodations)

Permitted

- Your class notes or study guides
- Textbooks and other classroom resources
- Previous assignments or assessments

Arts

Music Theory

Required

- Smartphone, tablet, or computer with camera, microphone, and voice recording app
- 2-3 printed copies or handwritten copies of the answer sheet template with staves*

Permitted

- Instruments, tuners, metronomes, and digital resources are permitted to assist in preparing answers. However, submitted responses must be created without these aids. Part-writing responses must be entirely handwritten on the answer sheet, and sight-singing responses must be performed entirely unaccompanied and unaltered. Refer to the sample exam and instructions for more information.



Advice About Optional Resources

You can use class resources and class notes on this year's AP Exams

- The following resources can be used, either printed or digital
 - Class notes or study guides
 - Textbooks and other classroom resources
 - Previous assignments or assessments
 - Calculators for certain exams
 - Note: Shared study notes must be downloaded to each student's device to prevent collaboration violations

Internet searches will waste your time and put you at risk of an exam violation:

- The more time you spend searching the web, the less time you spend answering exam questions
- Internet-based facts, research, and opinions aren't relevant to the AP Exam and won't raise students' scores
- Copying from websites, social media, or online forums is considered plagiarism and will be detected and scores cancelled.

Best practices can be found at [cb.org/apopenbooktips](https://collegeboard.org/apopenbooktips).

Look for Your Exam Confirmation and E-Ticket Emails



May 4

- You'll receive an exam confirmation email on May 4 with your AP ID and a list of the exams you're registered for.
- In the meantime, you can check which exams you're registered for in My AP.
- If you're not listed as registered for an AP Exam, you weren't part of the exam registrations we received from your school, and it's too late to generate an e-ticket for you to test this year. There is nothing we can do about this. You can take a CLEP exam for credit on a college campus, or you can take this AP exam in May 2021.



Two Days Before Each Exam

Two days before each exam, you'll receive an email with your personalized e-ticket and AP ID.

Remember, you'll need to click your e-ticket containing your AP ID to access your exam.


3

Exam Day

Exam Day: Music Theory

cb.org/apmusictheory

Timing	Online Exam	Student's Recording Application	Paper
30 minutes before your local start time	Check-In <ul style="list-style-type: none">• Use e-ticket to check in to exam• Complete identity information• Wait for exam to begin automatically	Open Recording Application and Prepare for Recording	
25 minutes	Question 1 Appears <ul style="list-style-type: none">• Read question		<ul style="list-style-type: none">• Complete Part-Writing Response on Paper Answer Sheet Template• Take Photo of Response
5 minutes	Submit Photo <ul style="list-style-type: none">• Wait for Question 2		
15 minutes	Question 2 Appears <ul style="list-style-type: none">• Read question	Record Sight-singing Responses as One Audio File	
5 minutes	Submit Audio File <ul style="list-style-type: none">• Exam is completed		



Your Testing Environment

- Do your best to test by yourself in a quiet room.
 - Remove distractions.
 - Enable the **do not disturb** or quiet setting on your device.
 - Let your parents, guardians, siblings, and friends know when you'll be testing so they don't disturb you.
- Make sure your device is plugged in.
- If you have limited bandwidth, ask others on your network to limit their use of the internet during your exam, particularly high bandwidth activities (e.g., games like Fortnite and streaming services like Netflix).
- Have your checklist and any required documents next to you.



Exam Security

You may not incorporate work which is not your own, and you may not provide or receive aid of any kind from anyone.

To identify students attempting to receive help through the web, a phone, or social media, sophisticated detection technologies and processes will be applied. **Most techniques will remain confidential to maximize their effectiveness.** We will be monitoring social media and discussion sites to detect and disrupt cheating. We may post content designed to confuse and deter those who attempt to cheat. Attempts to cheat will be detected immediately during testing or will be identified in June and July simultaneously with exam scoring. In addition, students' exams will be shared directly with their teachers.

Students found violating exam security will face severe consequences, which can include having their:

- Names reported to college admissions offices for attempted cheating
- AP Exam scores cancelled

More about exam security can be found [here](#). You can report any cheating attempts here: collegeboard.org/reportcheating.

Check in to Your Exam

- **30 minutes before the start time for your exam**, check in by clicking the specific e-ticket for that exam.
- You'll need to spend a few minutes passing through various security filters to confirm your identity.
- A timer will show how much time remains until the start of the exam.
- Once the exam starts, **the first exam question will automatically appear**. You **SHOULD NOT** refresh your browser.

AP 2020 Exam

AP 2020 Exam

Enter Your AP ID

Please enter your ID to access your exam.

[You can find your AP ID in the email used to access this site.]

56WI5024

Continue

Time Until Exam Starts

00:03:02

Managing Your Time

- During the exam, you'll see a timer at the bottom of the screen showing how much time remains to create and submit your response. Keep that timer visible.
- Five minutes before time is up, the timer turns red. You'll see a pop-up reminding you to submit your response. **STOP** where you are and copy/paste or attach your work. Then click Submit.
 - You can still earn a 5, even if you don't finish a response.
 - If you don't submit your response on time, you won't get any credit for it.
- Losing track of time and not submitting a response before time runs out is **not** an acceptable reason for requesting makeup testing.
- AP will set standards for scores of 3, 4, and 5 this year so that it's not more difficult to earn high AP scores this year than it was in prior years.

Time Left to Submit Work

00:18:02

Time Left to Submit Work

00:04:59

Submitting Your Response

- Submitting responses is a **two-step process**:
 1. Attaching or pasting your response
 2. Clicking Submit
- If you don't click Submit before the timer runs out, your response will not count.
- Once you click Submit, your response may continue to transfer, depending on your bandwidth. This is fine. You will be able to move on to the next question, even while your first question continues to transfer, so long as you clicked Submit before the time ran out.
- If your response continues to transfer after the exam ends – wait for an on-screen message confirming that your exam is complete—make sure your submissions have fully loaded before you close your browser or turn off or restart your computer.
- If you never see that “Your AP Exam is Complete” message, you should go to [cb.org/requestmakeup](https://collegeboard.org/requestmakeup) to explain the situation and request an e-ticket for the June make-up date.

Attached Text File

Your Upload(s):
56WU50Z4-AM_Biology.docx X

[Browse for a file](#) [Submit](#)

Attached Photos

Your Upload(s):
Photo 1: 5d90b5cd...85a1560a.jpg X
Photo 2: 5ghakskkcd...827364.jpg X

[Upload a Photo](#) [Submit](#)

Pasted Text Response

Paste Your Work

Mauris vitae pellentesque ipsum, a tristique turpis. Pellentesque quis consectetur felis. Morbi nec tortor malesuada, fringilla elit in, tristique ex. Sed ullamcorper, tellus vel placerat laoreet, diam ipsum lobortis sapien, pulvinar lobortis magna sem quis est. Vestibulum ac consectetur velit. Ut commodo viverra sagittis. Sed luctus fringilla nisl, vitae volutpat sapien facilisis non.

[Clear Field](#)

[Submit](#)

What Could Go Wrong While I'm Testing?



- If you accidentally close the browser, your device crashes, or you temporarily lose internet access, you can quickly **click your exam e-ticket again to return to the exam.**
 - Continue the exam, and if you feel at the end of the exam that the temporary disruption negatively impacted your performance, you can request approval to take the makeup exam at cb.org/requestmakeup.
 - Tip: During the exam, don't refresh your browser or hit the back arrow.
- Don't call: Customer service centers won't be open due to the pandemic. If you lost too much time to a technical problem, aren't able to connect to your exam, or experienced some other serious disruption, you can request a makeup exam.

4

Exam Scores, Credit, and Placement

2020 AP Exam Scores

- As usual, 2020 AP Exams will be scored by AP readers, who are college professors and experienced educators in each exam subject. Scores will be reported on the usual 1-5 scale.
- To accommodate the extended scoring schedule, which requires all exams to be scored online in readers' homes, AP scores will be released to AP students approximately one week later than usual, beginning about July 15.



Remember to use your free score send!

Sign into My AP no later than June 20 to indicate which college or university should get your scores. After June 20, there's a \$15 fee for each score report sent (\$25 per report for rush processing).

Credit and Placement

“UC recognizes the effort that students have already applied in these challenging courses and will award UC credit for 2020 AP Exams completed with scores of 3, 4, or 5, consistent with previous years.”

—The University of California System

“Purdue will continue to accept AP credit as usual.”

—Purdue University

“University of Connecticut fully supports the changes to the AP Exam made by College Board. We understand students need flexibility at this time of crisis and are committed to honoring the AP credit they earn.”

—University of Connecticut

“Despite significant changes surrounding the administration of AP Exams, Vanderbilt has decided that our current policies for AP credit will remain in effect for the class entering in fall 2020.”

—Vanderbilt University

A few examples of the consistent support we've heard from colleges and universities nationwide.

Credit and Placement

“Undergraduate Admissions will accept scores from any modified testing and credit policies that College Board puts in place.

—Virginia Tech

“Brandeis is committed to ensuring that students receive credit for the rigorous coursework they completed this year. Brandeis will accept appropriate AP scores received on the shortened at-home administration of the AP Exam offered in Spring 2020 for credit transfer.”

—Brandeis University

“At Wheaton College, we will continue to recognize the hard work and commitment our students displayed by challenging themselves in rigorous academic work and will continue to accept AP credit(s) as outlined by College Board.”

—Wheaton College, Massachusetts

“We recognize all the work that goes into taking an AP course and/or studying for the exam. Rest assured that a change in testing format does not change how UW awards credit for AP Exams.”

—University of Washington

A few examples of the consistent support we've heard from colleges and universities nationwide.

Credit and Placement

“Marquette will award credit for achievement on AP Exams.”

— Marquette University

“WMU will not penalize students who must take online AP Exams this spring and will continue to award credit as we always have.”

—Western Michigan University

“Boston College will continue to acknowledge our incoming students’ aptitude and hard work in rigorous academic coursework by maintaining our Advanced Placement policy which allows students to use qualifying scores to fulfill requirements in the University Core Curriculum.”

—Boston College

“We understand that this is stressful when students have worked so hard taking these rigorous classes. We have kept our transfer credit policy in place, and we will honor the AP scores for all exams taken in spring 2020.”

—George Washington University

A few examples of the consistent support we’ve heard from colleges and universities nationwide.

During this challenging time, the AP Program wants every interested AP student to have the opportunity to earn the college credit they've been working toward all year.

Stay safe and healthy.

Check Your Tech: Browser

If you cannot access the Exam Demo available at cb.org/ap2020 (that we'll email you on May 4), you won't be able to take the real test. Follow these steps to change your browser.

- The AP Exam will only open in the **latest versions** of **Chrome (preferred), Firefox, Safari, or Edge**.
 - Important: 2020 AP Exams won't work in Internet Explorer.
 - If you need to install Chrome (which is free), do a google search for "Get latest Chrome browser," and follow the instructions.
- Make sure Chrome (or Firefox, Safari, or Edge) is your **default browser**:
 - Send an email to yourself with a link to a website you like. Click the link and see which type of browser opens. If it's Internet Explorer, you must change your default browser or you won't be able to test.
 - If you need to change your default browser to Chrome, do a google search for "Set default browser for [your device and operating system, if known]."
- **Disable any browser plug-ins or extensions**, such as Grammarly, to ensure you can access the AP 2020 Exam. However, keep plug-ins you need for accessibility, e.g., ChromeVox.
 - Do a google search: "How to disable browser extensions"



Your exam question(s) are displayed in a browser.

Using a supported browser ensures that you'll be able to test successfully.