

2021

AP[®]

 CollegeBoard

AP[®] Japanese Language and Culture

Free-Response Questions

© 2021 College Board. College Board, Advanced Placement, AP, AP Central, and the acorn logo are registered trademarks of College Board. Visit College Board on the web: collegeboard.org.

AP Central is the official online home for the AP Program: apcentral.collegeboard.org.

Overview

Key screen images from the free-response section of the AP Japanese Language and Culture Exam are included in this document. The actual exam includes other screens, such as message boxes and help screens, which students may view while taking the exam. On screens where the “Show Time” button appears, students have the option to display the time remaining to complete the task. The exam screens are dynamic, with changing information (e.g., audio progress bar, count-down clock), while the screen images that follow are static, representing a particular moment during the exam.

This document also includes scripts for recorded material that students heard during the exam. However, recording scripts are not provided for directions screens, where the audio portion matches verbatim the text appearing on the screen.

Writing Part Directions


You will participate in a simulated exchange of text-chat messages and write an article.

The input method for typing Japanese text is the Google Japanese IME, which allows you to type in different modes. To produce hiragana (あ), type in romaji and select the Enter key. To convert a typed word to katakana (ア) or kanji, type in romaji and select the space bar, which displays a list of options for katakana and kanji. Choose the desired option by pointing and selecting with the mouse or by using the up/down arrows and selecting the Enter key. If you need to produce English letters, such as "ATM", select and hold the Shift key while typing the letters, then select the Enter key. Releasing the Shift key returns you to the Japanese IME. Note that you should use English letters only in cases where they would normally be used in authentic Japanese writing. Do not use romaji or English as a substitute for words that should be written in Japanese.

For both tasks, you will have a specific amount of response time. A clock on the screen will indicate how much time is remaining.

When the response time has ended, you will proceed to the next question. You cannot return to previous questions.

Select **Continue** to go on.

 **AP**[®]

Help ? Continue →

Writing

Writing Part Directions: Text Chat

You will participate in a simulated exchange of text-chat messages. Each time it is your turn to write, you will have 90 seconds to respond. You should respond as fully and as appropriately as possible.




There will be six times when it is your turn to write.

You will now begin this part.

Select **Continue** to go on.

CollegeBoard AP®		Help ?
Writing Question 1 of 7		Show Time
<p>Directions: You will participate in a simulated exchange of text-chat messages. The time you will have to write each response is indicated on the clock. You should respond as fully and as appropriately as possible.</p> <p>You will have a conversation with Maya Miura, a friend, about an upcoming event that you plan to attend.</p>	<p>State your preference.</p> <p>来週の秋祭り、金曜日から3日間あるよね。いつ行こうか？</p> <div>Cut Paste Undo Redo Hide Character Count 0</div>	




CollegeBoard AP®		Help ?
Writing Question 2 of 7		Show Time
<p>Directions: You will participate in a simulated exchange of text-chat messages. The time you will have to write each response is indicated on the clock. You should respond as fully and as appropriately as possible.</p> <p>You will have a conversation with Maya Miura, a friend, about an upcoming event that you plan to attend.</p>	<p>Give your opinion.</p> <p>じゃ、そうしよう。ちょっと遠いよね。どうやって行くのが一番いいと思う？</p> <div><div>Cut Paste Undo Redo</div><div>Hide Character Count 0</div></div>	

 AP 	
Writing Question 3 of 7  Show Time	
<p>Directions: You will participate in a simulated exchange of text-chat messages. The time you will have to write each response is indicated on the clock. You should respond as fully and as appropriately as possible.</p> <p>You will have a conversation with Maya Miura, a friend, about an upcoming event that you plan to attend.</p>	<p>Explain.</p> <p>なるべく早い時間に行きたいって言っていたけど、それはどうして？</p> <div><div>Cut Paste Undo Redo</div><div>Hide Character Count 0</div></div>

CollegeBoard AP®		Help ?
Writing Question 4 of 7		Show Time
<p>Directions: You will participate in a simulated exchange of text-chat messages. The time you will have to write each response is indicated on the clock. You should respond as fully and as appropriately as possible.</p> <p>You will have a conversation with Maya Miura, a friend, about an upcoming event that you plan to attend.</p>	<p>Give at least one example.</p> <p>お祭りでどんなことがしたい？</p> <div><div>Cut Paste Undo Redo</div><div>Hide Character Count 0</div></div>	

CollegeBoard AP®		Help ?
Writing Question 5 of 7		Show Time
<p>Directions: You will participate in a simulated exchange of text-chat messages. The time you will have to write each response is indicated on the clock. You should respond as fully and as appropriately as possible.</p> <p>You will have a conversation with Maya Miura, a friend, about an upcoming event that you plan to attend.</p>	<p>Respond.</p> <p>いいね。ところで、何を着ていく？</p> <div><div>Cut Paste Undo Redo</div><div>Hide Character Count 0</div></div>	

CollegeBoard AP®		Help ?
Writing Question 6 of 7		Show Time
<p>Directions: You will participate in a simulated exchange of text-chat messages. The time you will have to write each response is indicated on the clock. You should respond as fully and as appropriately as possible.</p> <p>You will have a conversation with Maya Miura, a friend, about an upcoming event that you plan to attend.</p>	<p>Give a suggestion.</p> <p>でも、雨だったら、どうする？</p> <div>Cut Paste Undo Redo Hide Character Count 0</div>	

 **AP** 


Writing


Writing Part Directions: Compare and Contrast Article


You will be asked to write in Japanese for a specific purpose and for a specific audience. You should write in as complete a manner as possible, taking into account the purpose and the audience described.


You will now begin this part.

Select **Continue** to go on.

 AP®		Help ?
Writing Question 7 of 7		Show Time
Directions: In this task, you will be asked to write in Japanese for a specific purpose and to a specific audience. You should write in as complete and culturally appropriate a manner as possible, taking into account the purpose and the audience described.		
<p>You are writing an article for the student newspaper of your sister school in Japan. Write an article in which you compare and contrast reading something on a screen and reading something on paper. Based on your personal experience, describe at least THREE aspects of each and highlight the similarities and differences between reading something on a screen and reading something on paper. Also, state your preference and give reasons for it.</p> <p>Your article should be 300 to 400 characters or longer. Use the <i>desu/masu</i> or <i>da</i> (plain) style, but use one style consistently. Also, use kanji wherever kanji from the AP Japanese kanji list is appropriate. The time you will have to write is indicated on the clock.</p>	<div>Cut Paste Undo Redo</div> <div>Hide Character Count 0</div>	

 **AP**[®]

Volume 

Continue 

Speaking

Speaking Part Directions

You will participate in a simulated conversation and make a presentation.


For the presentation, you will have a specific amount of preparation time. During the preparation time, a clock will show you how much time is remaining.

For both tasks, you will have a specific amount of response time. During the response time, a clock will show you how much time is remaining.

When the response time has ended, you will automatically go on to the next question. You cannot return to previous questions.

Your cue to start speaking will always be this tone.

Select **Continue** to go on.

 **AP**[®]

Volume

Continue

Speaking



Speaking Part Directions: Conversation

You will participate in a simulated conversation. Each time it is your turn to speak, you will have 20 seconds to record. You should respond as fully and as appropriately as possible.

There will be four times when it is your turn to speak.

You will now begin this part.


Select **Continue** to go on.

 **AP**

Speaking | Question 1 of 5


Directions: You will participate in a simulated conversation. You will hear a series of 4 questions or statements; after each question or statement, you will hear a tone signifying that it is your turn to speak. You will have 20 seconds to record each response. You should respond as fully and as appropriately as possible. When you are ready to begin, select the Continue button.

You will have a conversation with Daisuke Yamamoto, director of an after-school program at a Japanese elementary school, about volunteering in the program.

 Play 0:00 / 0:04

You may no longer play this audio.

RESPONSE TIME

 **00:00:02**

Note: Students saw the exam screen above for each of the individual questions that together compose this task. Only the screen image for the first question is shown here, but during the exam, each of the screens indicated the number of the question the students were responding to.

The following text is the recording script for the audio portion of the task shown in the previous screen image. Students heard this audio during the exam administration, but this text does not appear in the exam and is provided here for reference only.

Speaking Question 1 of 5

MA: ああ、もしもし、お電話待ちしていました。こちらはひどい雨なんです、そちらのお天気はどうですか。

[TONE]

(20 seconds)

Speaking Question 2 of 5

MA: 小学校でボランティアをしたいそうですが、それはどうしてですか。

[TONE]

(20 seconds)

Speaking Question 3 of 5

MA: なるほど。このプログラムには小学1年生から6年生までの子供たちがいますが、何年生のグループがいいですか？

[TONE]


(20 seconds)

Speaking Question 4 of 5

MA: 分かりました。では、来週一度、見に来てもらいたいんですが、いつ来られますか。

[TONE]

(20 seconds)

 **AP**[®]

Volume

Continue



Speaking

Speaking Part Directions: Cultural Perspective Presentation

Imagine that you are making an oral presentation to your Japanese class. First, you will read and hear the topic for your presentation. You will have 4 minutes to prepare your presentation. Then you will have 2 minutes to record your presentation. Your presentation should be as full as possible.

You will now begin this part.

Select **Continue** to go on.



 **AP**

Speaking | Question 5 of 5


Directions: Imagine that you are making an oral presentation to your Japanese class. First, you will hear and read the topic for your presentation. The time you will have to prepare your presentation is indicated on the clock. You will then have 2 minutes to record your presentation. Your presentation should be as complete as possible.

Present your own view or perspective on Japanese historical places. Discuss at least FIVE aspects or examples of Japanese historical places.

Begin with an appropriate introduction, give details, explain your own view or perspective, and end with a concluding remark.

 Play  0:00 / 0:20
You may no longer play this audio.

Preparation Time: 4 Minutes
Response Time: 2 Minutes

PREPARATION TIME
 **00:04:00**

The following text is the recording script for the audio portion of the task shown in the previous screen image. Students heard this audio during the exam administration and viewed the text on-screen.

Speaking Question 5 of 5

N: Present your own view or perspective on Japanese historical places. Discuss at least FIVE aspects or examples of Japanese historical places.

Begin with an appropriate introduction, give details, explain your own view or perspective, and end with a concluding remark.

N: You have four minutes to prepare your presentation.

(240 seconds)

N: You have two minutes to record your presentation.

[TONE]

(120 seconds)