

2021 AP[®] Art and Design
Drawing Sustained Investigation
Row B: Practice, Experimentation, and Revision

Written Evidence

Sustained Investigation

Identify the question(s) or inquiry that guided your sustained investigation.

Describe how your sustained investigation shows evidence of practice, experimentation, and revision guided by your question(s) or inquiry.

Response:

For my sustained investigation I decided to explore my love of cars, through family, friends and experiences. I was able to go through my past memories and experiences to display my artistic growth. Going back to cars that were part of my family before me and showing those as more expressive and loose as seen in image #2, #4 and #5. The growth and color begin to show more as you look at my pieces, like comparing #7 and #12. the two are different in color, definition, and design. Number #7 portrays me as a child beginning my journey, #12 is my own car, which can be a new journey. In the last piece, #15, I used painting on glass. I had never done that type of painting before and the piece portrays a romantic relationship, something else I don't have much experience in.



Image 1

Sustained Investigation

Height: 12 inches

Width: 9 inches

Material(s): Graphite, Watercolor, and Ink

Process(es): Testing different unusual mediums, trying a more wet and loose versus a dry and more defined.



Image 2

Sustained Investigation

Height: 9 inches

Width: 12 inches

Material(s): Watercolor and Ink

Process(es): Layering, wet on wet, wet on dry, creating texture, definition and texture with pen.

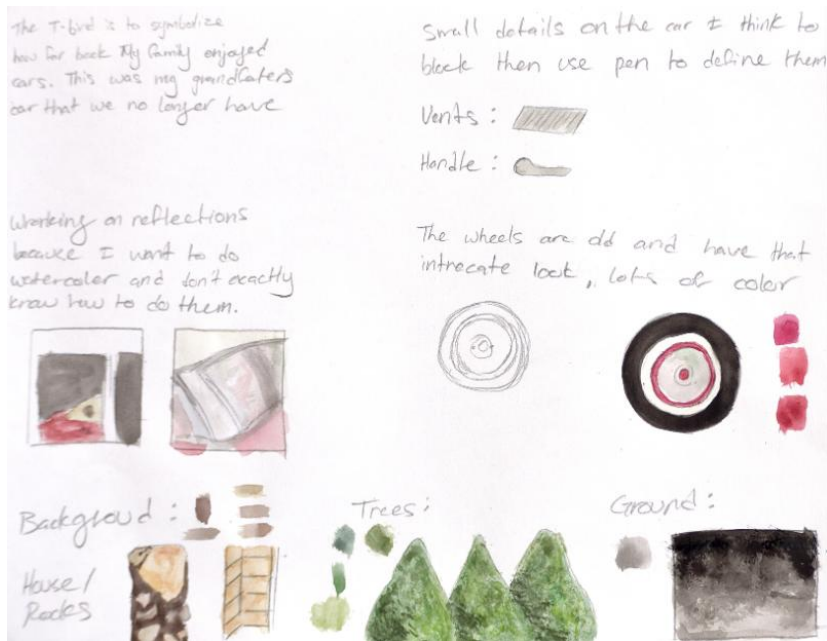


Image 3

Sustained Investigation

Height: 9 inches

Width: 12 inches

Material(s): Graphite, Watercolor, and Ink

Process(es): Testing creating texture, layering, color swatches.




Image 4

Sustained Investigation

Height: 9 inches

Width: 12 inches

Material(s): Watercolor and Ink

Process(es): layering, creating texture with watercolor and pen, wet on wet, wet on dry.



Image 5

Sustained Investigation

Height: 9 inches

Width: 12 inches

Material(s): Watercolor, and Ink

Process(es): Layering, wet on wet, wet on dry, creating texture, defining details with pen.

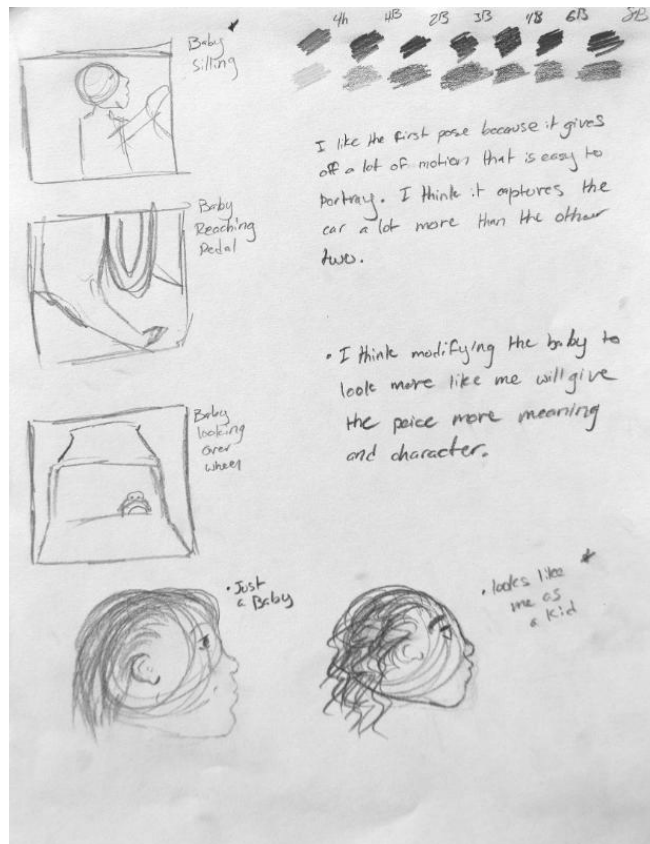


Image 6

Sustained Investigation

Height: 12 inches

Width: 9 inches

Material(s): Graphite

Process(es): Testing techniques for texture experimenting with the types of pencils, and angles.




Image 7

Sustained Investigation

Height: 9 inches

Width: 9 inches

Material(s): Graphite

Process(es): Layering for texture, highlights, and shadows.

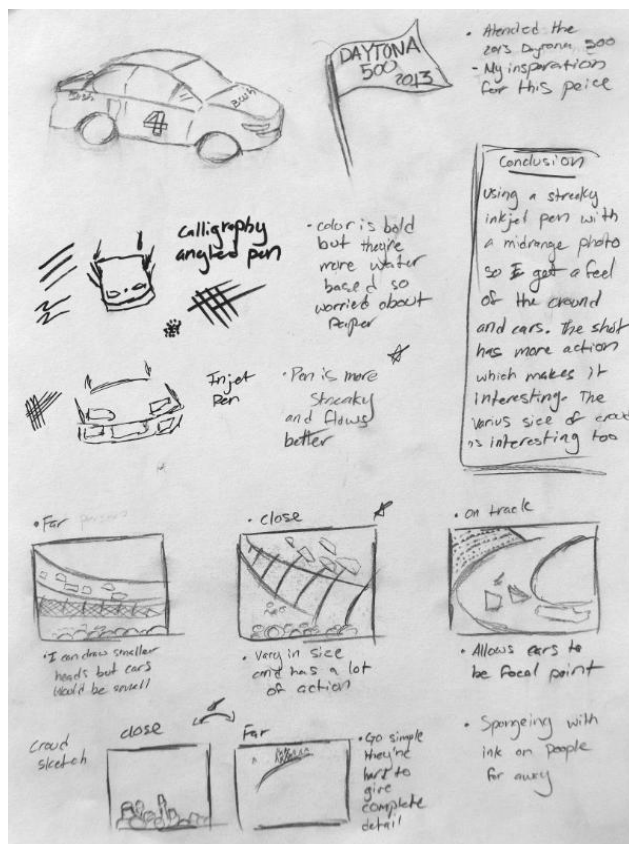


Image 8

Sustained Investigation

Height: 12 inches

Width: 9 inches

Material(s): Ink and Graphite

Process(es): testing types of pens, angles, and detail.

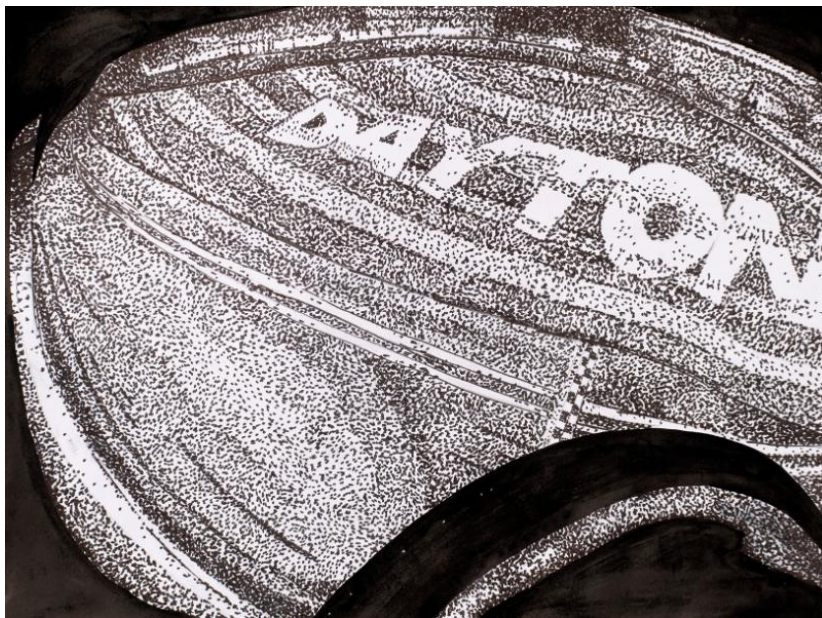


Image 9

Sustained Investigation

Height: 9 inches

Width: 12 inches

Material(s): Ink

Process(es): Stippling, blocking out, layering,



Image 10

Sustained Investigation

Height: 9 inches

Width: 10 inches

Material(s): Colored Pencil

Process(es): Burnishing, layering



Image 11

Sustained Investigation

Height: 9 inches

Width: 12 inches

Material(s): Colored Pencil

Process(es): Layering, burnishing, creating highlights and reflections, texture.



Image 12

Sustained Investigation

Height: 9 inches

Width: 12 inches

Material(s): Colored Pencil

Process(es): Layering, burnishing, creating texture, reflections.



Image 13

Sustained Investigation

Height: 11 inches

Width: 14 inches

Material(s): Acrylic Paint

Process(es): layering, creating texture, reflections, creating depth through perspective.

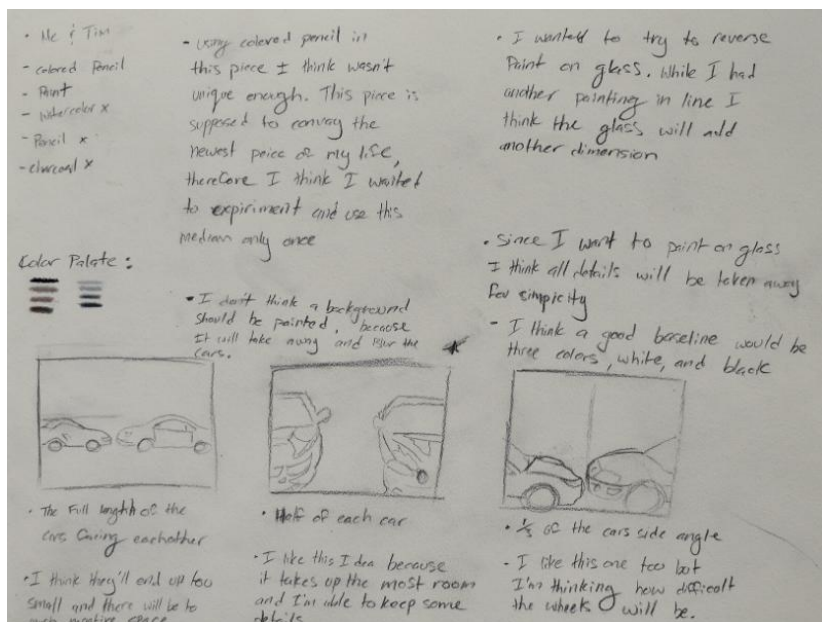


Image 14

Sustained Investigation

Height: 9 inches

Width: 12 inches

Material(s): Graphite, Colored Pencil

Process(es): Burnishing, breaking down shapes, simplifying.



Image 15

Sustained Investigation

Height: 9 inches

Width: 12 inches

Material(s): Acrylic Paint on Glass

Process(es): Reverse glass, made me paint lightest parts first and get progressively darker, layering.

Sustained Investigation Scoring Rubric, Row B

B	Practice, Experimentation, and Revision		
	1	2	3
	Visual evidence of practice, experimentation, OR revision; however, visual evidence does not relate to a sustained investigation.	Visual evidence of practice, experimentation, OR revision relates to the sustained investigation. AND Written evidence relates to the visual evidence of practice, experimentation, OR revision.	Visual evidence of practice, experimentation, AND revision demonstrates development of the sustained investigation. AND Written evidence describes how the sustained investigation shows evidence of practice, experimentation, OR revision.

Scoring Criteria

Row B: **Practice, Experimentation, and Revision** – Score: 2

Visual evidence of practice, experimentation, **OR** revision **relates to** the sustained investigation.

AND

Written evidence **relates to** the visual evidence of practice, experimentation, **OR** revision.

Score Rationale

Though somewhat limited, there is evidence of practice and experimentation in this portfolio. In images 1, 3, 6, and 8, the documentation of sketchbook pages provides visual and written evidence of some experimentation with varying media and compositions. However, the remaining written information accompanying individual images refers only to media and processes but does not explain the reasoning for the choices.

The statement that “growth and color begin to show more as you look at my pieces” refers more to an improvement in technical skills rather than ideation that furthers the exploration of an inquiry.

Image 15 is an experiment in painting on glass. The written evidence states that this work intends to portray “a romantic relationship” between cars. This idea could have served as the basis for a more focused investigation.




Image 8




Image 15

Sustained Investigation Score: Row A: Score 2 • **Row B: Score 2** • Row C: Score 2 • Row D: Score 2