

2021 AP[®] Art and Design

2-D Art and Design Sustained Investigation

Row C: Materials, Processes, and Ideas

Written Evidence

Sustained Investigation

Identify the question(s) or inquiry that guided your sustained investigation.

Describe how your sustained investigation shows evidence of practice, experimentation, and revision guided by your question(s) or inquiry.

Response:

Loosing, the most confusing of all emotions yet the simplest to understand. Loosing can be seen in many different outcomes as there is many things to loose. Whether it be yourself or another, however the act of loosing can be uncontrollable and be seen as a negative. My pieces show loosing as confusion and hatred, or lack there of. Wires in all my pieces show holding someone or something back from there "goal" which could be trying to be normal. Red shows hatred as blue shows sanity. For instance a piece as confusing as my piece "loosing concentration" the lines show holding your eyes back from being able to focus on what the main goal is. This represents ADHD as it is very difficult to stay on one thing for too long. Another example is the color red, this color links all of my pieces such as my piece "loosing emotion". The red shows the face you put on so other's cannot see what it is you're trying to hide, that being nothing. The wires in that piece also show the torture you have to put your body through to seem fine or normal in others vision. Loosing is not easy in the slightest as so much can be lost, but its how you show your feelings that help the most.



Image 1

Sustained Investigation

Height: 12 inches

Width: 9 inches

Material(s): Prisma color, graphite, red sharpe

Process(es): Body perspective, color theory and experimental thoughts with anger. Using wires to hold back.

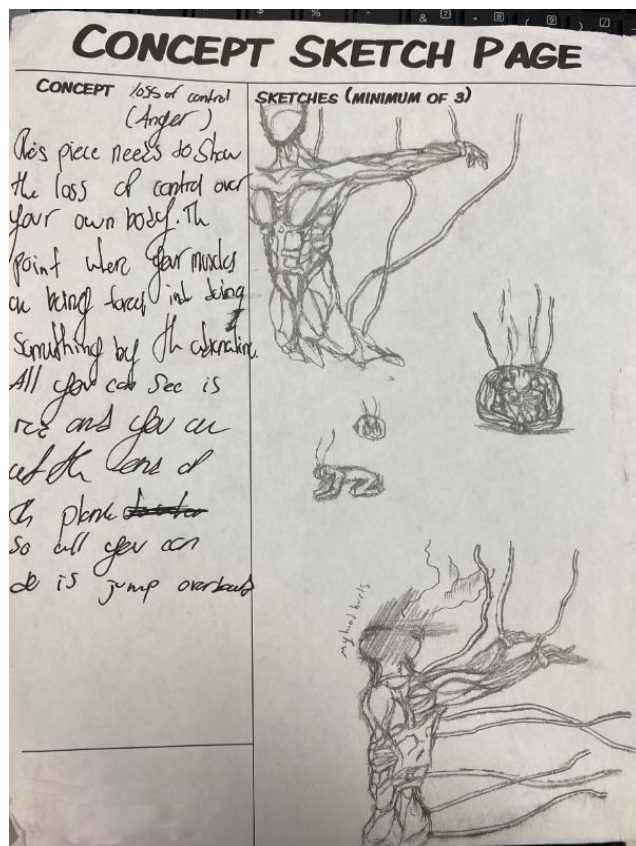


Image 2

Sustained Investigation

Height: NA

Width: NA

Material(s): pencil to paper

Process(es): Different ways to show being controlled to help understand the wrath.



Image 3

Sustained Investigation

Height: NA

Width: NA

Material(s): pencil to paper

Process(es): I needed references for body shape and flow of the pulsing muscles.

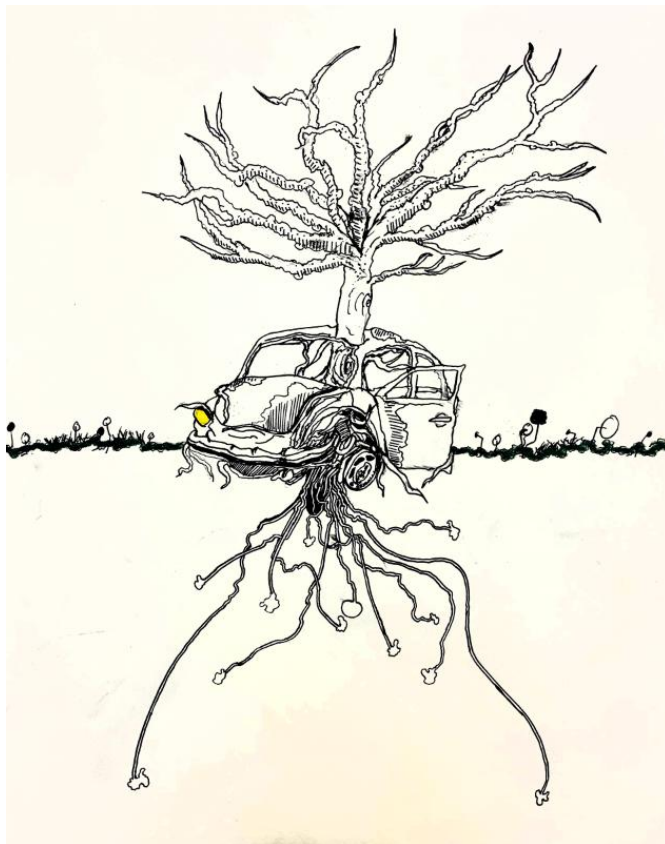


Image 4

Sustained Investigation

Height: 14 inches

Width: 11 inches

Material(s): Prisma color, Muji Fountain pen

Process(es): Biological and mechanical depictions to understand growth through objects to represent my idea.



Image 5

Sustained Investigation

Height: 14 inches

Width: 11 inches

Material(s): Red ink, black ink, Muji fountain pen

Process(es): Mechanical and cultural depictions to show the idea of having no personality within ones own body.



Image 6

Sustained Investigation

Height: 12 inches

Width: 14 inches

Material(s): Blue ink, red sharpie, Crayola marker, green paint, Muji fountain pen

Process(es): Representation of internal battles to show weakness within yourself and life outside.



Image 7

Sustained Investigation

Height: na

Width: na

Material(s): na

Process(es): na




Image 8

Sustained Investigation

Height: 10 inches

Width: 8 inches

Material(s): Red sharpie, black paper

Process(es): Emotional emptiness represented through transparent material. thoughtful anger put into one person.



Image 9

Sustained Investigation

Height: 10 inches

Width: 8 inches

Material(s): red sharpie, black sharpie

Process(es): One face over another to hide the lack of emotion with emphasis on holding someone to a standard.



Image 10

Sustained Investigation

Height: 14 inches

Width: 11 inches

Material(s): Prisma color, black ink, Muji fountain pen

Process(es): Psychological and mental representations to display fear in losing your own grasp on reality.

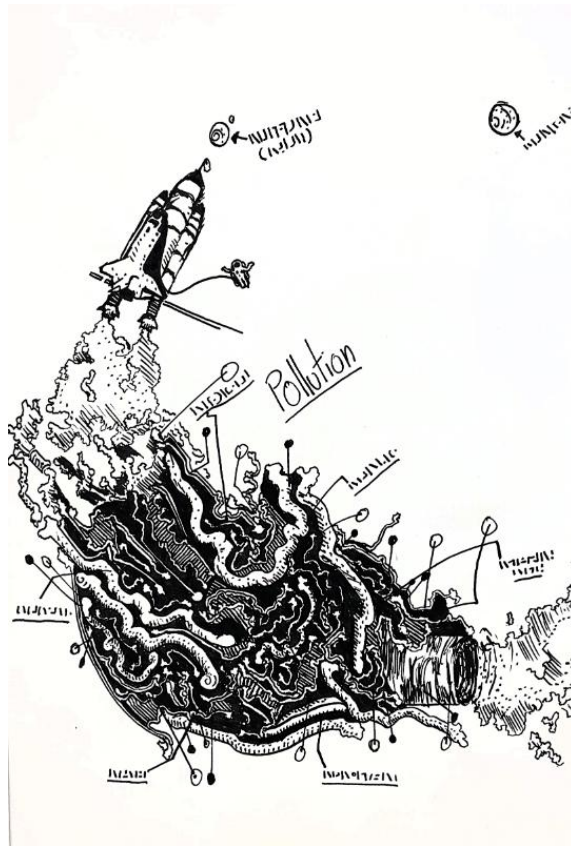


Image 11

Sustained Investigation

Height: 11 inches

Width: 10 inches

Material(s): Black ink, Muji fountain pen

Process(es): Planetary and political depictions to represent destruction on a large enough scale to move domains.



Image 12

Sustained Investigation

Height: 11 inches

Width: 10 inches

Material(s): black ink, Muji fountain pen

Process(es): Large processes of disorders and struggles to show confusion and discomfort.




Image 13

Sustained Investigation

Height: 14 inches

Width: 11 inches

Material(s): prisma color, black ink, Muji fountain pen

Process(es): The discomfort and agony while pushing the limits of the human psyche to a point of hate.




Image 14

Sustained Investigation

Height: 14 inches

Width: 11 inches

Material(s): Red, blue, green, and black sharpie, black ink, muji fountain pen.

Process(es): Loosing connection and pain shown through confusion and self doubt.

Revisions

- loosing control
- Darken bottom
- Fix marker on step
- band top corner
- loosing touch - with reality
- go over with pen - hands
- clean up glasses
- value on palm
- loosing battle
- bring yellow to him - pain - him yellow paint like red
- loss of concentration
- highlight words
- loosing old worth
- thin red line
- write pen through black
- loosing connection
- clear up
- take pencil as signet paper to clear
- add border at line
- Try to clean up a lot
- thin line of red on parts of him
- Thin black marker in color
- Redo loosing self
- pland
- pink

Image 15

Sustained Investigation

Height: na

Width: na

Material(s): pencil to paper.

Process(es): critique to help better and create more detailed and understandable pieces.

Sustained Investigation Scoring Rubric, Row C

C	Materials, Processes, and Ideas		
	1	2	3
	Little to no evidence of visual relationships among materials, processes, OR ideas.	Visual relationships among materials, processes, OR ideas are evident.	Visual relationships among materials processes, AND ideas are clearly evident and demonstrate synthesis.

Scoring Criteria

Row C: **Materials, Processes, and Ideas** – Score: 2

Visual relationships among materials, processes, **OR** ideas are **evident**.

Score Rationale

The written evidence describes, "Wires in all my pieces show holding someone or something back from there [sic] "goal" which could be trying to be normal. Red shows hatred as blue shows insanity." Images 6 and 8 use line and color to visualize wire, symbolically represent meaning and simultaneously create movement and emphasis to connect ideas. Throughout the portfolio, 2-D skills such as line, color, variety, movement, and emphasis help associate material choice with symbolic representation. However, beyond the visual communication of line and color using ink, Sharpie, or fountain pens, it is unclear why the artist repeatedly chose these materials. While the body of work presents a range of compositional approaches and processes relate to the ideas, a concise and narrowed approach would further relationships and move towards synthesis. Therefore, the artworks presented relate but are not quite to the score point of 3 without a selective focus on visual communication through materials, processes, and ideas.



Image 6




Image 8

Sustained Investigation Score: Row A: Score 2 • Row B: Score 2 • **Row C: Score 2** • Row D: Score 2