

## AP MUSIC THEORY

# AP Pacing Guide for Flipped Classrooms: Jan.–April 2021

## Overview


Due to the challenges associated with hybrid and remote learning in 2020–21, a significant amount of the content and skills colleges are requiring for credit will likely need to be assigned to students as homework or independent learning. This guide allows students who are currently behind to complete all course topics from the course and exam description by May. This guide assumes students will complete approximately 30 minutes of AP Daily videos (~10 minutes each) and topic questions each day in lieu of, or addition to, assignments the teacher would ordinarily give.

## How to Implement


This guide assumes students covered only ~27% of the course content and skills in the fall of 2020. For classes that have been forced off schedule, there may not be time for teacher-led instruction of all remaining topics.

- Teachers should **assign the AP Daily videos and topic questions** listed below as student assignments each week.
- Using the reports generated by the topic questions, teachers should focus their limited, direct class time on the Learning Objectives where students need more help.
- If students are ahead of the pace indicated below, teachers will be able to incorporate additional days or weeks to spend more time on challenging topics, practicing course skills, or reviewing for the exam.



## Week 1: Jan. 4–8

Topic	Recommended Asynchronous Student Assignments	Options for Synchronous Instructional Focus*	Check for Understanding
3.1 Triad and Chord Qualities (M, m, d, A)	AP Daily Video 1 AP Daily Video 2	PIT-1.O: Describe the quality of a chord in— a. performed music b. notated music	 Topic Questions



\*Prioritize the most challenging Learning Objectives for your students for direct, synchronous instruction.

Topic	Recommended Asynchronous Student Assignments	Options for Synchronous Instructional Focus*	Check for Understanding
3.2 Diatonic Chords and Roman Numerals	AP Daily Video 1 AP Daily Video 2	PIT-2.A: Identify chords using letters and Roman/Arabic numerals that indicate specific scale degree of the root, quality, and bass note in— a. performed music b. notated music	 Topic Questions


 **Week 2: Jan. 11–15**

Topic	Recommended Asynchronous Student Assignments	Options for Synchronous Instructional Focus*	Check for Understanding
3.3 Chord Inversions and Figures: Introduction to Figured Bass	AP Daily Video 1 AP Daily Video 2 AP Daily Video 3	PIT-2.A: Identify chords using letters and Roman/Arabic numerals that indicate specific scale degree of the root, quality, and bass note in— a. performed music b. notated music PIT-2.B: Use Roman numerals to indicate the harmonic progression implied by a figured bass.	 Topic Questions
3.4 Seventh Chords	AP Daily Video 1 AP Daily Video 2	PIT-2.C: Describe the quality of a seventh chord in— a. performed music b. notated music	 Topic Questions



 **Week 3: Jan. 18–22**

Topic	Recommended Asynchronous Student Assignments	Options for Synchronous Instructional Focus*	Check for Understanding
3.5 Seventh Chord Inversions and Figures	AP Daily Video 1 AP Daily Video 2 AP Daily Video 3	PIT-2.D: Identify seventh chords using Roman/Arabic numerals that indicate specific scale degree of the root, quality, and bass note in— a. performed music b. notated music	 Topic Questions  Personal Progress Check




 **Week 4: Jan. 25–29**

Topic	Recommended Asynchronous Student Assignments	Options for Synchronous Instructional Focus*	Check for Understanding
4.1 Soprano-Bass Counterpoint	AP Daily Video 1 AP Daily Video 2 AP Daily Video 3	<p>PIT-4.A: Identify and apply the procedures of 18th-century voice leading through—</p> <ul style="list-style-type: none"> <li>a. score analysis</li> <li>b. error detection</li> <li>c. writing exercises</li> <li>d. contextual listening</li> </ul> <p>PIT-2.E: Compose a bass line added to a given soprano line, following the normative harmonic procedures of 18th-century music.</p> <p>PIT-2.F: Use Roman and Arabic numerals to indicate the specific chords and inversions implied by a bass line.</p> <p>PIT-2.G: Notate the pitches and rhythms of the outer voices (soprano and bass lines) in a performed harmonic progression that is composed in a major or minor key and may include limited use of chromatically altered pitches.</p> <p>PIT-3.D: Compose a bass line added to a given soprano line, following the normative melodic procedures of 18th-century music.</p> <p>RHY-2.C: Compose the rhythmic aspects of a bass line added to a given soprano line, following conventions of the 18th-century chorale.</p> <p>FOR-1.A: Identify the beginnings, ends, and lengths of phrases in—</p> <ul style="list-style-type: none"> <li>a. performed music</li> <li>b. notated music</li> </ul>	 Topic Questions




 **Week 5: Feb. 1–5**

Topic	Recommended Asynchronous Student Assignments	Options for Synchronous Instructional Focus*	Check for Understanding
4.2 SATB Voice Leading	AP Daily Video 1 AP Daily Video 2 AP Daily Video 3	DES-1.C: Describe relationships among musical lines, including the number of lines present in a passage and the position of a line in relation to other lines in— a. performed music b. notated music PIT-4.B: Apply the procedures of 18th-century chord spelling and doubling through— a. score analysis b. error detection c. writing exercises PIT-4.C: Apply the procedures of 18th-century chord voicing and spacing through— a. score analysis b. error detection c. writing exercises PIT-4.D: Apply the conventions of 18th-century chord spelling, doubling, spacing, and voice leading to progressions that include chords in first inversion.	 Topic Questions
4.3 Harmonic Progression, Functional Harmony, and Cadences	AP Daily Video 1 AP Daily Video 2 AP Daily Video 3	PIT-2.H: Identify and describe harmonic function within a chord progression in— a. performed music b. notated music PIT-2.I: Identify cadence types in— a. performed music b. notated music	 Topic Questions

 **Week 6: Feb. 8–12**

Topic	Recommended Asynchronous Student Assignments	Options for Synchronous Instructional Focus*	Check for Understanding
4.4 Voice Leading with Seventh Chords	AP Daily Video 1 AP Daily Video 2	PIT-4.A: Identify and apply the procedures of 18th-century voice leading through— a. score analysis b. error detection c. writing exercises d. contextual listening	 Topic Questions
4.5 Voice Leading with Seventh Chords in Inversions	AP Daily Video 1 AP Daily Video 2	PIT-4.A: Identify and apply the procedures of 18th-century voice leading through— a. score analysis b. error detection c. writing exercises d. contextual listening	 Topic Questions  Personal Progress Check

 **Week 7: Feb. 15–19**

Topic	Recommended Asynchronous Student Assignments	Options for Synchronous Instructional Focus*	Check for Understanding
5.1 Adding Predominant Function IV (iv) and ii (ii dim) to a Melodic Phrase	AP Daily Video 1 AP Daily Video 2	PIT-2.H: Identify and describe harmonic function within a chord progression in— a. performed music b. notated music	 Topic Questions
5.2 The vi (VI) Chord	AP Daily Video 1 AP Daily Video 2	PIT-2.J: Identify and describe harmonic function and progression in— a. performed music b. notated music	 Topic Questions
5.3 Predominant Seventh Chords	AP Daily Video 1	PIT-4.A: Identify and apply the procedures of 18th-century voice leading through— a. score analysis b. error detection c. writing exercises d. contextual listening	 Topic Questions




**📅 Week 8: Feb. 22–26**

Topic	Recommended Asynchronous Student Assignments	Options for Synchronous Instructional Focus*	Check for Understanding
5.4 The iii (III) Chord	AP Daily Video 1	PIT-2.J: Identify and describe harmonic function and progression in— a. performed music b. notated music	💡 Topic Questions
5.5 Cadences and Predominant Function	AP Daily Video 1 AP Daily Video 2 AP Daily Video 3	PIT-2.I: Identify cadence types in— a. performed music b. notated music	💡 Topic Questions





**📅 Week 9: Mar. 1–5**

Topic	Recommended Asynchronous Student Assignments	Options for Synchronous Instructional Focus*	Check for Understanding
5.6 Cadential Six-Four Chords	AP Daily Video 1 AP Daily Video 2	PIT-2.K: Identify the type of six-four chord used in notated music. PIT-4.E: Identify and apply the procedures of 18th-century voice leading of cadential six-four chords through— a. score analysis b. error detection c. writing exercises d. contextual listening	💡 Topic Questions
5.7 Additional Six-Four Chords	AP Daily Video 1 AP Daily Video 2 AP Daily Video 3	PIT-2.L: Describe the type of six-four chord used in notated music. PIT-4.F: Identify and apply the procedures of 18th-century voice leading of passing, pedal (or neighboring), and arpeggiated six-four chords through— a. score analysis b. error detection c. writing exercises d. contextual listening	💡 Topic Questions ✅ Personal Progress Check



 **Week 10: Mar. 8–12**

Topic		Recommended Asynchronous Student Assignments	Options for Synchronous Instructional Focus*	Check for Understanding
6.1	Embellishing Tones: Identifying Passing Tones and Neighbor Tones	AP Daily Video 1 AP Daily Video 2 AP Daily Video 3	PIT-2.M: Identify types of embellishing tones, including nonharmonic tones, in— a. performed music b. notated music	 Topic Questions
6.2	Embellishing Tones: Writing Passing Tones and Neighbor Tones	AP Daily Video 1 AP Daily Video 2	PIT-2.N: Compose a bass line added to a given soprano line that incorporates unaccented passing and/or neighbor tones while following the normative harmonic procedures of 18th-century harmony and voice leading.	
6.3	Embellishing Tones: Identifying Anticipations, Escape Tones, Appoggiaturas, and Pedal Points	AP Daily Video 1 AP Daily Video 2 AP Daily Video 3	PIT-2.M: Identify types of embellishing tones, including nonharmonic tones, in— a. performed music b. notated music	 Topic Questions
6.4	Embellishing Tones: Identifying and Writing Suspensions; Identifying Retardations	AP Daily Video 1 AP Daily Video 2 AP Daily Video 3	PIT-2.M: Identify types of embellishing tones, including nonharmonic tones, in— a. performed music b. notated music  PIT-2.O: Notate embellishing tones, including nonharmonic tones, indicated in a figured bass or Roman numeral progression.	 Topic Questions

 **Week 11: Mar. 15–19**

Topic	Recommended Asynchronous Student Assignments	Options for Synchronous Instructional Focus*	Check for Understanding
6.5 Motive and Motivic Transformation	AP Daily Video 1 AP Daily Video 2	FOR-1.B: Identify the basic units of phrases (i.e., motives) and melodic/rhythmic procedures involving these units in— a. performed music b. notated music PIT-3.E: Identify and apply melodic procedures in— a. performed music b. notated music RHY-3.B: Identify and apply procedures used to transform rhythmic patterns in— a. performed music b. notated music	 Topic Questions
6.6 Melodic Sequence	AP Daily Video 1	PIT-3.E: Identify and apply melodic procedures in— a. performed music b. notated music	 Topic Questions
6.7 Harmonic Sequence	AP Daily Video 1	PIT-2.P: Identify and apply harmonic sequences in— a. performed music b. notated music	 Topic Questions  Personal Progress Check

 **Week 12: Mar. 22–26**

Topic	Recommended Asynchronous Student Assignments	Options for Synchronous Instructional Focus*	Check for Understanding
7.1 Tonicization through Secondary Dominant Chords	AP Daily Video TBD	PIT-2.Q: Identify and describe tonicization in— a. performed music b. notated music	 Topic Questions
7.2 Part Writing of Secondary Dominant Chords	AP Daily Video TBD	PIT-2.E: Compose a bass line added to a given soprano line, following the normative harmonic procedures of 18th-century music.	 Topic Questions





**📅 Week 13: Mar. 29–Apr. 2**

Topic	Recommended Asynchronous Student Assignments	Options for Synchronous Instructional Focus*	Check for Understanding
7.3 Tonicization through Secondary Leading Tone Chords	AP Daily Video TBD	PIT-2.Q: Identify and describe tonicization in— a. performed music b. notated music	💡 Topic Questions
7.4 Part Writing of Secondary Leading Tone Chords	AP Daily Video TBD	PIT-4.A: Identify and apply the procedures of 18th-century voice leading through— a. score analysis b. error detection c. writing exercises d. contextual listening	💡 Topic Questions ✔️ Personal Progress Check

**📅 Week 14: Apr. 5–9**

Topic	Recommended Asynchronous Student Assignments	Options for Synchronous Instructional Focus*	Check for Understanding
8.1 Modes	AP Daily Video TBD	PIT-1.P: Identify modes in— a. performed music b. notated music	💡 Topic Questions
8.2 Phrase Relationships	AP Daily Video TBD	FOR-1.C: Describe melodic relationships between phrases in— a. performed music b. notated music FOR-1.D: Identify periods in— a. performed music b. notated music	💡 Topic Questions

 **Week 15: Apr. 12–16**

Topic	Recommended Asynchronous Student Assignments	Options for Synchronous Instructional Focus*	Check for Understanding
8.3 Common Formal Sections	AP Daily Video TBD	FOR-1.E: Identify common sections in— a. performed music b. notated music	 Topic Questions  Personal Progress Check