

AP ITALIAN LANGUAGE AND CULTURE

AP Pacing Guide for Flipped Classrooms: Jan.–April 2021

Overview


Due to the challenges associated with hybrid and remote learning in 2020–21, a significant amount of the content and skills colleges are requiring for credit will likely need to be assigned to students as homework or independent learning. This guide allows students who are currently behind to complete all course topics from the course and exam description by May. This guide assumes students will complete approximately 30 minutes of AP Daily videos (~10 minutes each) and topic questions each day in lieu of, or addition to, assignments the teacher would ordinarily give.

How to Implement

This guide assumes students covered only ~33% of the course content and skills in the fall of 2020. For classes that have been forced off schedule, there may not be time for teacher-led instruction of all remaining topics.

- Teachers should **assign the AP Daily videos and topic questions** listed below as student assignments each week.
- Using the reports generated by the topic questions, teachers should focus their limited, direct class time on the Skills where students need more help.
- If students are ahead of the pace indicated below, teachers will be able to incorporate additional days or weeks to spend more time on challenging topics, practicing course skills, or reviewing for the exam.

Week 1: Jan. 4–8 (Unit 3)

Task Model	Recommended Asynchronous Student Assignments	Options for Synchronous Instructional Focus*	Check for Understanding
Promotional Material	AP Daily Video 1 AP Daily Video 2	Skill 1.A: Describe the literal meaning of the text. Skill 3.A: Interpret the distinguishing features of a text. Skill 4.A: Determine the meaning of familiar and unfamiliar words.	 Topic Questions

*Prioritize the most challenging Skills for your students for direct, synchronous instruction.

Task Model	Recommended Asynchronous Student Assignments	Options for Synchronous Instructional Focus*	Check for Understanding
Literary Text	AP Daily Video 1 AP Daily Video 2	Skill 1.A: Describe the literal meaning of the text. Skill 2.B: Make connections in and across disciplines. Skill 3.A: Interpret the distinguishing features of a text. Skill 3.B: Interpret the meaning of a text.	💡 Topic Questions



 **Week 2: Jan. 11–15**

Task Model	Recommended Asynchronous Student Assignments	Options for Synchronous Instructional Focus*	Check for Understanding
Letter	AP Daily Video 1 AP Daily Video 2	Skill 3.A: Interpret the distinguishing features of a text. Skill 3.B: Interpret the meaning of a text.	💡 Topic Questions
Conversation and Chart	AP Daily Video 1 AP Daily Video 2	Skill 2.B: Make connections in and across disciplines.	💡 Topic Questions



 **Week 3: Jan. 18–22**

Task Model	Recommended Asynchronous Student Assignments	Options for Synchronous Instructional Focus*	Check for Understanding
Email Reply	AP Daily Video 1 AP Daily Video 2	Skill 4.B: Use words appropriate for a given context. Skill 6.A: Understand and apply appropriate communication strategies in interpersonal writing. Skill 6.B: Understand and apply appropriate and varied syntactical expressions in interpersonal writing.	💡 Topic Questions
Conversation	AP Daily Video 1 AP Daily Video 2 AP Daily Video 3	Skill 4.B: Use words appropriate for a given context. Skill 5.A: Understand and apply appropriate communication strategies in interpersonal speaking. Skill 5.B: Understand and apply appropriate and varied syntactical expressions in interpersonal speaking.	💡 Topic Questions



 **Week 4: Jan. 25–29**

Task Model	Recommended Asynchronous Student Assignments	Options for Synchronous Instructional Focus*	Check for Understanding
Cultural Comparison	AP Daily Video 1 AP Daily Video 2 AP Daily Video 3	Skill 4.B: Use words appropriate for a given context. Skill 7.A: Plan and research an issue or topic for presentational speaking. Skill 7.B: Use appropriate vocal and visual strategies to communicate an idea in presentational speaking. Skill 7.C: Use appropriate language and vocabulary for the intended audience in presentational speaking. Skill 7.D: Express a perspective with details and examples to illustrate an opinion or idea in presentational speaking.	 Topic Questions  Personal Progress Check


 **Week 5: Feb. 1–5 (Unit 4)**

Task Model	Recommended Asynchronous Student Assignments	Options for Synchronous Instructional Focus*	Check for Understanding
Article and Chart	AP Daily Video 1 AP Daily Video 2 AP Daily Video 3	Skill 1.A: Describe the literal meaning of the text. Skill 1.B: Describe data. Skill 2.B: Make connections in and across disciplines. Skill 3.A: Interpret the distinguishing features of a text.	 Topic Questions
Interview	AP Daily Video 1 AP Daily Video 2	Skill 2.B: Make connections in and across disciplines. Skill 3.A: Interpret the distinguishing features of a text.	 Topic Questions



 **Week 6: Feb. 8–12**

Task Model	Recommended Asynchronous Student Assignments	Options for Synchronous Instructional Focus*	Check for Understanding
Instructions	AP Daily Video 1 AP Daily Video 2	Skill 1.A: Describe the literal meaning of the text. Skill 3.A: Interpret the distinguishing features of a text. Skill 4.A: Determine the meaning of familiar and unfamiliar words.	 Topic Questions
Presentation	AP Daily Video 1 AP Daily Video 2 AP Daily Video 3	Skill 3.A: Interpret the distinguishing features of a text. Skill 4.A: Determine the meaning of familiar and unfamiliar words.	 Topic Questions



 **Week 7: Feb. 15–19**

Task Model	Recommended Asynchronous Student Assignments	Options for Synchronous Instructional Focus*	Check for Understanding
Argumentative Essay	AP Daily Video 1 AP Daily Video 2 AP Daily Video 3	Skill 4.B: Use words appropriate for a given context. Skill 8.A: Plan and research an issue or topic for presentational writing. Skill 8.B: Use appropriate writing strategies to communicate an idea in presentational writing. Skill 8.C: Understand and apply appropriate and varied syntactical expressions in presentational writing. Skill 8.D: Express a perspective with details and examples to illustrate an opinion or idea in presentational writing.	 Topic Questions


 **Week 8: Feb. 22–26**

Task Model	Recommended Asynchronous Student Assignments	Options for Synchronous Instructional Focus*	Check for Understanding
Cultural Comparison	AP Daily Video 1 AP Daily Video 2	<p>Skill 4.B: Use words appropriate for a given context.</p> <p>Skill 7.A: Plan and research an issue or topic for presentational speaking.</p> <p>Skill 7.B: Use appropriate vocal and visual strategies to communicate an idea in presentational speaking.</p> <p>Skill 7.C: Use appropriate language and vocabulary for the intended audience in presentational speaking.</p> <p>Skill 7.D: Express a perspective with details and examples to illustrate an opinion or idea in presentational speaking.</p>	<p> Topic Questions</p> <p> Personal Progress Check</p>



 **Week 9: Mar. 1–5 (Unit 5)**

Task Model	Recommended Asynchronous Student Assignments	Options for Synchronous Instructional Focus*	Check for Understanding
Literary Text	AP Daily Video 1 AP Daily Video 2	<p>Skill 2.A: Make cultural connections.</p> <p>Skill 3.A: Interpret the distinguishing features of a text.</p> <p>Skill 3.B: Interpret the meaning of a text.</p>	<p> Topic Questions</p>
Conversation and Chart	AP Daily Video 1 AP Daily Video 2	<p>Skill 1.B: Describe data.</p> <p>Skill 2.A: Make cultural connections.</p> <p>Skill 2.B: Make connections in and across disciplines.</p> <p>Skill 3.A: Interpret the distinguishing features of a text.</p> <p>Skill 3.B: Interpret the meaning of a text.</p>	<p> Topic Questions</p>



 **Week 10: Mar. 8–12**

Task Model	Recommended Asynchronous Student Assignments	Options for Synchronous Instructional Focus*	Check for Understanding
Interview	AP Daily Video 1 AP Daily Video 2	Skill 3.A: Interpret the distinguishing features of a text.	 Topic Questions
Instructions	AP Daily Video 1 AP Daily Video 2 AP Daily Video 3	Skill 2.A: Make cultural connections. Skill 3.A: Interpret the distinguishing features of a text. Skill 4.A: Determine the meaning of familiar and unfamiliar words.	



 **Week 11: Mar. 15–19**

Task Model	Recommended Asynchronous Student Assignments	Options for Synchronous Instructional Focus*	Check for Understanding
Email Reply	AP Daily Video 1 AP Daily Video 2	Skill 4.B: Use words appropriate for a given context. Skill 6.A: Understand and apply appropriate communication strategies in interpersonal writing. Skill 6.B: Understand and apply appropriate and varied syntactical expressions in interpersonal writing.	 Topic Questions
Conversation	AP Daily Video 1 AP Daily Video 2 AP Daily Video 3	Skill 4.B: Use words appropriate for a given context. Skill 5.A: Understand and apply appropriate communication strategies in interpersonal speaking. Skill 5.B: Understand and apply appropriate and varied syntactical expressions in interpersonal speaking.	 Topic Questions



 **Week 12: Mar. 22–26**

Task Model	Recommended Asynchronous Student Assignments	Options for Synchronous Instructional Focus*	Check for Understanding
Cultural Comparison	AP Daily Video 1 AP Daily Video 2 AP Daily Video 3	Skill 4.B: Use words appropriate for a given context. Skill 7.A: Plan and research an issue or topic for presentational speaking. Skill 7.B: Use appropriate vocal and visual strategies to communicate an idea in presentational speaking. Skill 7.C: Use appropriate language and vocabulary for the intended audience in presentational speaking. Skill 7.D: Express a perspective with details and examples to illustrate an opinion or idea in presentational speaking.	 Topic Questions  Personal Progress Check



 **Week 13: Mar. 29–Apr. 2 (Unit 6)**

Task Model	Recommended Asynchronous Student Assignments	Options for Synchronous Instructional Focus*	Check for Understanding
Article and Chart	AP Daily Video 1 AP Daily Video 2 AP Daily Video 3	Skill 1.B: Describe data. Skill 2.A: Make cultural connections. Skill 2.B: Make connections in and across disciplines. Skill 4.A: Determine the meaning of familiar and unfamiliar words.	 Topic Questions
Audio Report and Article	AP Daily Video 1 AP Daily Video 2 AP Daily Video 3	Skill 1.A: Describe the literal meaning of the text. Skill 2.A: Make cultural connections. Skill 3.A: Interpret the distinguishing features of a text. Skill 3.B: Interpret the meaning of a text.	 Topic Questions

 **Week 14: Apr. 5–9**

Task Model	Recommended Asynchronous Student Assignments	Options for Synchronous Instructional Focus*	Check for Understanding
Presentation	AP Daily Video 1 AP Daily Video 2	Skill 1.A: Describe the literal meaning of the text. Skill 2.A: Make cultural connections. Skill 3.A: Interpret the distinguishing features of a text. Skill 3.B: Interpret the meaning of a text.	 Topic Questions
Argumentative Essay	AP Daily Video 1 AP Daily Video 2 AP Daily Video 3	Skill 4.B: Use words appropriate for a given context. Skill 8.A: Plan and research an issue or topic for presentational writing. Skill 8.B: Use appropriate writing strategies to communicate an idea in presentational writing. Skill 8.C: Understand and apply appropriate and varied syntactical expressions in presentational writing. Skill 8.D: Express a perspective with details and examples to illustrate an opinion or idea in presentational writing.	 Topic Questions

 **Week 15: Apr. 12–16**

Task Model	Recommended Asynchronous Student Assignments	Options for Synchronous Instructional Focus*	Check for Understanding
Cultural Comparison	AP Daily Video 1 AP Daily Video 2	Skill 4.B: Use words appropriate for a given context. Skill 7.A: Plan and research an issue or topic for presentational speaking. Skill 7.B: Use appropriate vocal and visual strategies to communicate an idea in presentational speaking. Skill 7.C: Use appropriate language and vocabulary for the intended audience in presentational speaking. Skill 7.D: Express a perspective with details and examples to illustrate an opinion or idea in presentational speaking.	 Topic Questions  Personal Progress Check