

2020 AP[®] Art and Design

2-D Art and Design Sustained Investigation, *Score 1/1/2/3*

Written Evidence

Sustained Investigation

Identify the question(s) or inquiry that guided your sustained investigation.

Describe how your sustained investigation shows evidence of practice, experimentation, and revision guided by your question(s) or inquiry.

Response:

These pieces really show my creativity and style of art that I personally really like, it allows me to express myself and emotions through every color. It shows craftsmanship with all the types of art styles I was taught in my old school and even in my new one,

Scoring Criteria

Rationale for Score

Row A: Inquiry – Score: 1

Written evidence **identifies** an inquiry but visual evidence does not relate to that inquiry.

OR

Written evidence **does not identify** an inquiry.

Written evidence does not identify an inquiry. Instead, it states the sustained investigation shows the styles of art the student “really likes” and that were learned in school. It does not describe any intent or inquiry.

Row B: Practice, Experimentation, and Revision – Score: 1

Visual evidence of practice, experimentation, **OR** revision; however, visual evidence **does not relate to a** sustained investigation.

In this portfolio, there is visual evidence of practice with modest experimentation. A comparison of images 1, 5, and 10, shows practice through repetition of similar materials (micron pens and oil paints) and experimentation through changes in composition, layering, transparency, and the figure/ground relationships with the addition of text. However, this does not create a sustained investigation, and written evidence of an inquiry is absent. The student states, “These pieces really show my creativity and style of art that I personally really like.” There is no evidence of revision, as documented through the use of purposeful changes, corrections, or improvements. The student created a body of work consisting of separate artworks made stylistically in the way the student prefers with no connection to the investigation of an idea. The lack of a sustained investigation means that the development of an inquiry over time cannot be evaluated.

Row C: Materials, Processes, and Ideas – Score: 2

Visual relationships among materials, processes, **OR** ideas are **evident**.

Visual relationships among materials and processes are evident. The student uses line, shading, and color to depict creatively drawn characters with anatomical distortions or juxtaposition. They all include bold contrasting lines, hatching to shade the figures, with most works using a limited but bright color palette. The only exception is image 9; the student deviates from their linear figure drawing with two dripping green dots on a background of gradient blue.

Row D: 2-D/3-D/Drawing Art and Design Skills– Score: 3

Visual evidence of **good and advanced** 2-D/3-D/Drawing skills.

This portfolio shows visual evidence of good and advanced 2-D skills. The student is purposefully using a range of the elements and principles of design to guide the creative process. For example: in image 3, there is evidence of intentional integration of materials and processes through the subtle use of Sharpies, microns, and oil paint. There is visual evidence of the combination of the use of line, figure-ground relationship, rhythm, and space in the compositional layouts.




Image 1

Sustained Investigation

Height: 12 inches

Width: 9 inches

Material(s): Micron pens 2 pages Oil paints purple Black pen

Process(es): Make gure and background separately then cut out gure on background




Image 2

Sustained Investigation

Height: 12 inches

Width: 9 inches

Material(s): Spray paint blue and violet Micron pen Black pen

Process(es): Draw gure with shading black and white then cover it and stray paint it with blue and violet



Image 3

Sustained Investigation

Height: 12 inches

Width: 9 inches

Material(s): Black sharpies Micron pens Oil paint black

Process(es): Outline figures then add all black paint and white gel pens



Image 4

Sustained Investigation

Height: 12 inches

Width: 9 inches

Material(s): Oil paints Copic markers White gel pens Micron pens

Process(es): Outline the entire figure and then add colors




Image 5

Sustained Investigation

Height: 12 inches

Width: 9 inches

Material(s): Oil paints Sharpie
Micron pens Copic markers and
blenders

Process(es): Outline all figures then
add color to the piece



Image 6

Sustained Investigation

Height: 12 inches

Width: 9 inches

Material(s): Oil paint black Copic
markers Micron pens White gel pens

Process(es): Draw the figure and
add shading and color



Image 7

Sustained Investigation

Height: 12 inches

Width: 9 inches

Material(s): Copic markers Micron pens

Process(es): Draw out gure then apply shading and color at the end with line work



Image 8

Sustained Investigation

Height: 12 inches

Width: 9 inches

Material(s): Copic markers Micron pens Sharpies

Process(es): draw gure then add colors and outline to the piece



Image 9

Sustained Investigation

Height: 12 inches

Width: 9 inches

Material(s): Stray paint blue green and white

Process(es): Stray the background then add the green jelly fish



Image 10

Sustained Investigation

Height: 12 inches

Width: 9 inches

Material(s): Optic markers Sharpie fine point Microns

Process(es): Outline figure then add graffiti in the background