

2026



---

# AP<sup>®</sup> Japanese Language and Culture

## Free-Response Questions

## Overview

Key screen images from the free-response section of the AP Japanese Language and Culture Exam are included in this document. The actual exam includes other screens, such as message boxes and help screens, which students may view while taking the exam. On screens where the “Show Time” button appears, students have the option to display the time remaining to complete the task. The exam screens are dynamic, with changing information (e.g., audio progress bar, count-down clock), while the screen images that follow are static, representing a particular moment during the exam.

This document also includes scripts for recorded material that students heard during the exam. However, recording scripts are not provided for directions screens, where the audio portion matches verbatim the text appearing on the screen.



AP

Writing

Adjust Display



Help



Continue



## Writing Part Directions

---

You will participate in a simulated exchange of text-chat messages and write an article.

The input method for typing Japanese text is the Google Japanese IME, which allows you to type in different modes. To produce hiragana (あ), type in romaji and press the **Enter** key. To convert a typed word to katakana (ア) or kanji, type in romaji and press the **space bar**, which displays a list of options for katakana and kanji. Choose the desired option by pointing and selecting with the mouse or by using the **up** and **down arrows** and pressing the **Enter** key. If you need to produce English letters, such as "ATM", press and hold the **Shift** key while typing the letters, then press the **Enter** key. Releasing the **Shift** key returns you to the Japanese IME. Note that you should use English letters only in cases where they would normally be used in authentic Japanese writing. Do not use romaji or English as a substitute for words that should be written in Japanese.

For both tasks, you will have a specific amount of response time. A clock on the screen will indicate how much time is remaining.

When the response time has ended, you will proceed to the next question. You cannot return to previous questions.

Select **Continue** to go on.

AP Writing Adjust Display Help Continue

### Writing Part Directions: Text Chat

---

You will participate in a simulated exchange of text-chat messages. Each time it is your turn to write, you will have 90 seconds (standard time) to respond. You should respond as fully and as appropriately as possible.

There will be six times when it is your turn to write.

You will now begin this part.

Select **Continue** to go on.

AP Writing

Adjust Display Help

Question 1 of 7 Show Time

**Directions:** You will participate in a simulated exchange of text-chat messages. The time you will have to write each response is indicated on the clock. You should respond as fully and as appropriately as possible.

You will have a conversation with Hina Sasaki, a Japanese high school student, about artificial intelligence (AI).

**Describe.**

最近日本ではAIがよくニュースになりますが、あなたの国ではどうですか。

Cut Paste Undo Redo Hide Character Count 0

Writing

Adjust Display   
 AA Help   
 ?

Question 2 of 7 Show Time

**Directions:** You will participate in a simulated exchange of text-chat messages. The time you will have to write each response is indicated on the clock. You should respond as fully and as appropriately as possible.

You will have a conversation with Hina Sasaki, a Japanese high school student, about artificial intelligence (AI).

**Respond.**

あなたはAIについてどんなことを知っていますか。

Cut Paste Undo Redo

Hide Character Count 0

AP Writing

Adjust Display Help

Question 3 of 7 Show Time

**Directions:** You will participate in a simulated exchange of text-chat messages. The time you will have to write each response is indicated on the clock. You should respond as fully and as appropriately as possible.

You will have a conversation with Hina Sasaki, a Japanese high school student, about artificial intelligence (AI).

**Explain in detail.**  
AIのいい点は何だと思えますか。

Cut Paste Undo Redo Hide Character Count 0

AP Writing

Adjust Display A A Help ?

Question 4 of 7 Show Time

**Directions:** You will participate in a simulated exchange of text-chat messages. The time you will have to write each response is indicated on the clock. You should respond as fully and as appropriately as possible.

You will have a conversation with Hina Sasaki, a Japanese high school student, about artificial intelligence (AI).

**Give advice.**

反対に、AIを使う時、気をつけたほうがいいことは何ですか。

Cut Paste Undo Redo Hide Character Count 0

AP Writing

Adjust Display Help

Question 5 of 7 Show Time

**Directions:** You will participate in a simulated exchange of text-chat messages. The time you will have to write each response is indicated on the clock. You should respond as fully and as appropriately as possible.

You will have a conversation with Hina Sasaki, a Japanese high school student, about artificial intelligence (AI).

**State your opinion.**

これからAIはどうなると思いますか。

Cut Paste Undo Redo Hide Character Count 0

Writing

Adjust Display  
AAHelp  
?

Question 6 of 7Show Time

**Directions:** You will participate in a simulated exchange of text-chat messages. The time you will have to write each response is indicated on the clock. You should respond as fully and as appropriately as possible.

You will have a conversation with Hina Sasaki, a Japanese high school student, about artificial intelligence (AI).

**Describe.**

ほかにどんなテクノロジーがあったらいいと思いますか。

CutPasteUndoRedo

Hide Character Count 0

Writing

Adjust Display  
A A

Help  
?

Continue  
→

### Writing Part Directions: Compare and Contrast Article

You will be asked to write in Japanese for a specific purpose and for a specific audience. You should write in as complete a manner as possible, taking into account the purpose and the audience described.

You will now begin this part.

Select **Continue** to go on.

Writing

Adjust Display  
AAHelp  
?


Question 7 of 7 Show Time

**Directions:** In this task, you will be asked to write in Japanese for a specific purpose and to a specific audience. You should write in as complete and culturally appropriate a manner as possible, taking into account the purpose and the audience described.

You are writing an article for the student newspaper of your sister school in Japan. Write an article in which you compare and contrast cold weather and hot weather. Based on your personal experience, describe at least **THREE** aspects of each and highlight the similarities and differences between cold weather and hot weather. Also state your preference and give reasons for it.

Your article should be 300 to 400 characters or longer. Use the *desu/masu* or *da* (plain) style, but use one style consistently. Also, use kanji wherever kanji from the AP Japanese kanji list is appropriate. You have 20 minutes to write.

Cut Paste Undo RedoHide Character Count 0

 AP

Speaking

Adjust Display  
AA

Volume  
🔊

Continue  
→

## Speaking Part Directions

---

You will participate in a simulated conversation and make a presentation.


For the presentation, you will have a specific amount of preparation time. During the preparation time, a clock will indicate how much time is remaining.




For both tasks, you will have a specific amount of response time. During the response time, a clock will indicate how much time is remaining.

When the response time has ended, you will automatically go on to the next question. You cannot return to previous questions.

Your cue to start speaking will always be this tone.

Select **Continue** to go on.

 Speaking

Adjust Display  Volume  Continue 

---

### Speaking Part Directions: Conversation

You will participate in a simulated conversation. Each time it is your turn to speak, you will have 20 seconds (standard time) to record. You should respond as fully and as appropriately as possible.

There will be four times when it is your turn to speak.

You will now begin this part.

Select **Continue** to go on.

AP Speaking

Adjust Display Volume

Question 1 of 5

**Directions:** You will participate in a simulated conversation. You will hear a series of 4 questions or statements; after each question or statement, you will hear a tone signifying that it is your turn to speak. You will have 20 seconds to record each response. You should respond as fully and as appropriately as possible. When you are ready to begin, select the Continue button.

You will have a conversation with Kazuo Miyazaki, a Japanese teacher, about your participation in a Japanese speech contest.

Play 0:00 / 0:05  
You may no longer play this audio.

**RESPONSE TIME**  
00:00:19

**Note:** Students saw the exam screen above for each of the individual questions that together compose this task. Only the screen image for the first question is shown here, but during the exam, each of the screens indicated the number of the question the students were responding to.

The following text is the recording script for the audio portion of the task shown in the previous screen image. Students heard this audio during the exam administration, but this text does not appear in the exam and is provided here for reference only.

**Speaking Question 1 of 5**

**WA:** 今度の日本語のスピーチコンテスト、どんなことについて話すつもりですか。

[TONE]

(20 seconds)

**Speaking Question 2 of 5**

**WA:** おもしろそうですね。なぜ、そのトピックに決めたんですか。

[TONE]

(20 seconds)

**Speaking Question 3 of 5**

**WA:** スピーチでスライドを使うこともできますが、あなたはどうしたいですか。

[TONE]

(20 seconds)

**Speaking Question 4 of 5**

**WA:** 分かりました。何か質問があったら、いつでも連絡してくださいね。

[TONE]

(20 seconds)

 **AP** Speaking Adjust Display AA Volume Continue →

**Speaking Part Directions: Cultural Perspective Presentation**

Imagine that you are making an oral presentation to your Japanese class. First, you will read and hear the topic for your presentation. You will have 4 minutes (standard time) to prepare your presentation. Then you will have 2 minutes (standard time) to record your presentation. Your presentation should be as full as possible.

You will now begin this part.

Select **Continue** to go on.

AP Speaking

Adjust Display Volume

Question 5 of 5

**Directions: Imagine that you are making an oral presentation to your Japanese class. First, you will hear and read the topic for your presentation. The time you will have to prepare your presentation is indicated on the clock. You will then have 2 minutes to record your presentation. Your presentation should be as complete as possible.**

Present your own view or perspective on the role of transportation in Japanese culture. Discuss at least FIVE aspects or examples of the role of transportation in Japanese culture.

Begin with an appropriate introduction, give details, explain your own view or perspective, and end with a concluding remark.

Play 0:00 / 0:22  
You may no longer play this audio.

Preparation Time: 4 Minutes  
Response Time: 2 Minutes

**PREPARATION TIME**  
00:04:00

The following text is the recording script for the audio portion of the task shown in the previous screen image. Students heard this audio during the exam administration and viewed the text on-screen.

**Speaking Question 5 of 5**

**N:** Present your own view or perspective on the role of transportation in Japanese culture. Discuss at least FIVE aspects or examples of the role of transportation in Japanese culture.

Begin with an appropriate introduction, give details, explain your own view or perspective, and end with a concluding remark.

**N:** You have four minutes to prepare your presentation.

(240 seconds)

**N:** You have two minutes to record your presentation.

[TONE]

(120 seconds)