

2026




AP[®] Chinese Language and Culture

Free-Response Questions

Overview

Key screen images from the free-response section of the AP Chinese Language and Culture Exam are included in this document. The actual exam includes other screens, such as message boxes and help screens, which students may view while taking the exam. On screens where the “Show Time” button appears, students have the option to display the time remaining to complete the task. The exam screens are dynamic, with changing information (e.g., audio progress bar, count-down clock), while the screen images that follow are static, representing a particular moment during the exam.

Wherever Chinese text appears as reading material on the exam screen, it can be displayed in two versions: simplified characters and traditional characters. Therefore, this document includes both versions, which are labeled accordingly. This document also includes scripts for recorded material that students heard during the exam. When applicable, both simplified- and traditional-character versions of the recording scripts are included here as well. However, recording scripts are not provided for directions screens, where the audio portion matches verbatim the text appearing on the screen.

Writing

Adjust Display
AA

Help
?

Continue
→

Writing Part Directions

You will be asked to perform two writing tasks in Chinese. In each case, you will be asked to write for a specific purpose and to a specific person. You should write in as complete and as culturally appropriate a manner as possible, taking into account the purpose and the person described.

Wherever Chinese text appears for you to read, it can be displayed either in simplified characters or in traditional characters, and you may toggle between the two versions if necessary.

In this part of the exam, you can choose your desired input method for typing your responses in Chinese by selecting **Pinyin Simplified**, **Pinyin Traditional**, or **Bopomofo** from the drop-down list.

Note: Be careful not to press the **Shift** or **Caps Lock** keys while typing your response. Pressing one of these keys will switch the input language to English. To switch the input language back to Chinese, press the **Shift** or **Caps Lock** key again.

A clock will indicate how much time is remaining to write your response.

When the response time has ended, you will automatically go on to the next question. You cannot return to previous questions.

You will now begin this part.

Select **Continue** to go on.

AP Writing

Adjust Display Help

Question 1 of 2 Show Time

Directions: In this task, you will be asked to write in Chinese for a specific purpose and to a specific person. You should write in as complete and culturally appropriate a manner as possible, taking into account the purpose and the person described.

The four pictures present a story. Imagine you are writing the story to a friend. Narrate a complete story as suggested by the pictures. Give your story a beginning, a middle, and an end.

Cut Paste Undo Redo Pinyin Simplified Hide Character Count 0

1 2 3 4

Traditional-character version

The screenshot shows the AP Chinese Language and Culture writing interface. At the top, there is a navigation bar with the AP logo, the word "Writing", and buttons for "Switch to Simplified", "Adjust Display", and "Help". Below this is a header for "Question 2 of 2" and a "Show Time" button. The main content area contains the following text:

Directions: In this task, you will be asked to write in Chinese for a specific purpose and to a specific person. You should write in as complete and culturally appropriate a manner as possible, taking into account the purpose and the person described.

Read this e-mail from a friend and then write a response.

發件人: 李陽
郵件主題: 中文報告

你好! 中文課上老師要我們寫一個報告, 題目是“科技發展帶來的好處”。現在科技發展很快, 電腦、手機、電動車等, 每年都有新產品。你覺得科技發展給我們的生活帶來了什麼好處? 另外, 現在很多同學都想利用科技來學好中文, 你有什麼經驗或者建議? 謝謝!

On the right side of the interface, there is a toolbar with buttons for "Cut", "Paste", "Undo", and "Redo". Below these buttons is a dropdown menu set to "Pinyin Simplified" and a "Hide Character Count" button. The character count is currently 0.

Note: Students were able to view simplified- and traditional-character versions of the exam screen above. The simplified-character version of this screen is shown on the next page of this document.

Simplified-character version

AP
Writing

Switch to Traditional
Adjust Display
Help

Question 2 of 2
Show Time

Directions: In this task, you will be asked to write in Chinese for a specific purpose and to a specific person. You should write in as complete and culturally appropriate a manner as possible, taking into account the purpose and the person described.





Read this e-mail from a friend and then write a response.

发件人: 李阳
邮件主题: 中文报告

你好! 中文课上老师要我们写一个报告, 题目是“科技发展带来的好处”。现在科技发展很快, 电脑、手机、电动车等, 每年都有新产品。你觉得科技发展给我们的生活带来了什么好处? 另外, 现在很多同学都利用科技来学好中文, 你有什么经验或者建议? 谢谢!

Cut Paste Undo Redo
Pinyin Simplified
Hide Character Count

Note: Students were able to view simplified- and traditional-character versions of the exam screen above. The traditional-character version of this screen is shown on the preceding page of this document.

 **Speaking** Adjust Display  Volume  Continue 

Speaking Part Directions

You will participate in a simulated conversation and make a presentation.


For the presentation, you will have a specific amount of preparation time. During the preparation time, a clock will indicate how much time is remaining.

For both tasks, you will have a specific amount of response time. During the response time, a clock will indicate how much time is remaining.

When the response time has ended, you will automatically go on to the next question. You cannot return to previous questions.

Your cue to start speaking will always be this tone.

Select **Continue** to go on.

Speaking

Adjust Display
AA

Volume
🔊

Continue
→

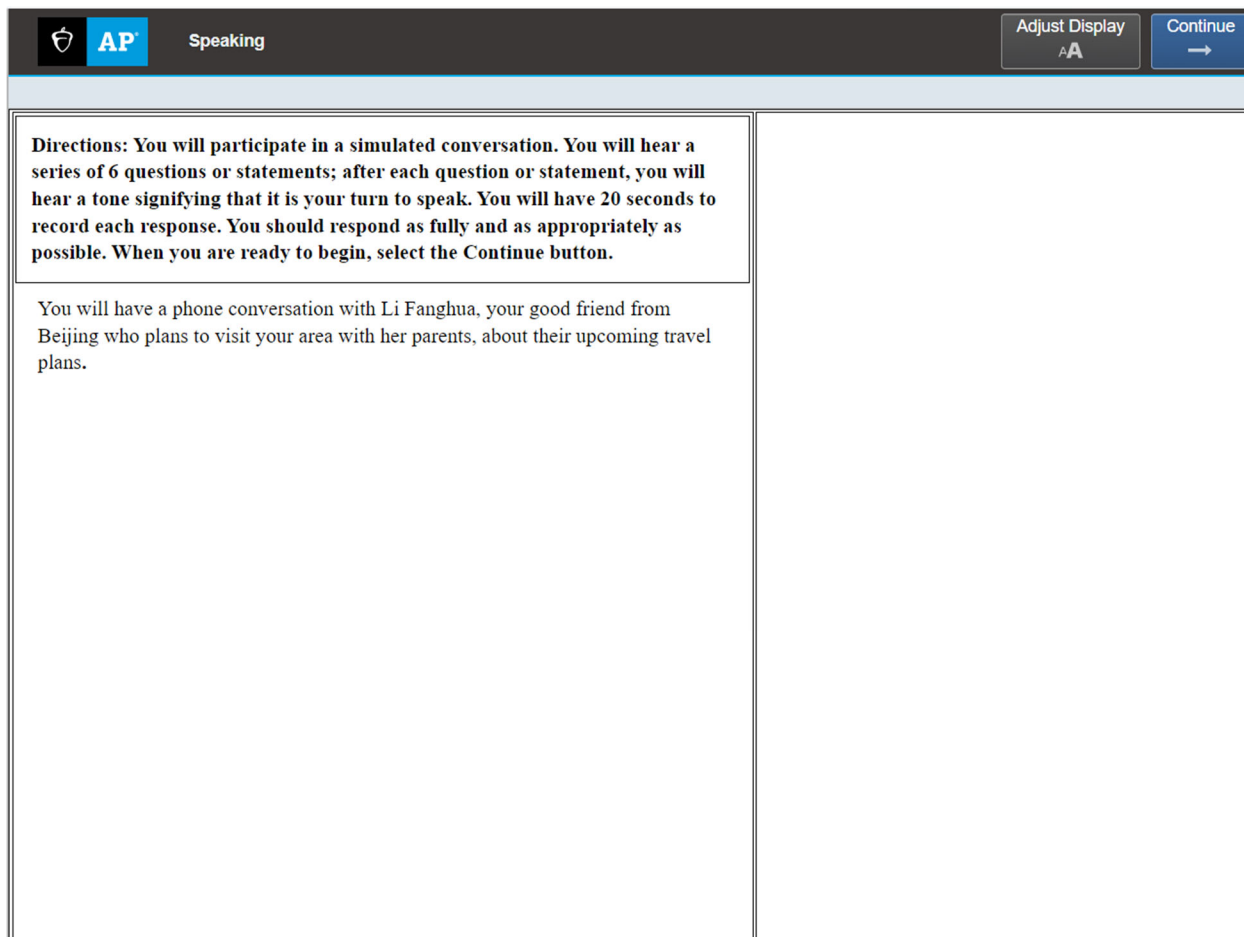
Speaking Part Directions: Conversation

You will participate in a simulated conversation. Each time it is your turn to speak, you will have 20 seconds (standard time) to record. You should respond as fully and as appropriately as possible.

There will be six times when it is your turn to speak.

You will now begin this part.

Select **Continue** to go on.



Note: Students saw the exam screen above for each of the individual questions that together compose this task. Only the screen image for the first question is shown here, but during the exam, each of the screens indicated the number of the question the students were responding to.

Note: References to the speaker in this item vary from the version of the item administered operationally.

The following text is the traditional-character version of the recording script for the audio portion of the task shown in the previous screen image. Students heard this audio during the exam administration, but this text does not appear in the exam and is provided here for reference only.

Speaking Question 1 of 7

WA: 我想帶爸爸媽媽去你那兒旅遊。我們什麼時候去最好？

[TONE]

(20 seconds)

Speaking Question 2 of 7

WA: 在你們那兒旅遊的時候，我們想坐公共汽車，你覺得怎麼樣？

[TONE]

(20 seconds)

Speaking Question 3 of 7

WA: 你們那兒有什麼好玩兒的地方？

[TONE]

(20 seconds)

Speaking Question 4 of 7

WA: 你們那兒的中國飯館怎麼樣？給我介紹一下吧。

[TONE]

(20 seconds)

Speaking Question 5 of 7

WA: 我們想給你的家人送一些中國的小禮物。你覺得送什麼禮物好呢？

[TONE]

(20 seconds)

Speaking Question 6 of 7

WA: 去你們那兒旅行，我們還需要做些什麼準備？

[TONE]

(20 seconds)

The following text is the simplified-character version of the recording script for the audio portion of the task shown in the previous screen image. Students heard this audio during the exam administration, but this text does not appear in the exam and is provided here for reference only.

Speaking Question 1 of 7

WA: 我想带爸爸妈妈去你那儿旅游。我们什么时候去最好?

[TONE]

(20 seconds)

Speaking Question 2 of 7

WA: 在你们那儿旅游的时候，我们想坐公共汽车，你觉得怎么样?

[TONE]

(20 seconds)

Speaking Question 3 of 7

WA: 你们那儿有什么好玩儿的地方?

[TONE]

(20 seconds)

Speaking Question 4 of 7

WA: 你们那儿的中国饭馆怎么样? 给我介绍一下吧。

[TONE]

(20 seconds)

Speaking Question 5 of 7

WA: 我们想给你的家人送一些中国的小礼物。你觉得送什么礼物好呢?

[TONE]

(20 seconds)

Speaking Question 6 of 7

WA: 去你们那儿旅行，我们还需要做些什么准备?

[TONE]

(20 seconds)

Speaking

Adjust Display
AA

Volume
🔊

Continue
→

Speaking Part Directions: Cultural Presentation

You will be asked to speak in Chinese on a specific topic. Imagine you are making an oral presentation to your Chinese class. First, you will read and hear the topic for your presentation. You will have 4 minutes (standard time) to prepare your presentation. Then you will have 2 minutes (standard time) to record your presentation. Your presentation should be as complete as possible.

You will now begin this part.

Select **Continue** to go on.

Question 7 of 7

Directions: You will be asked to speak in Chinese on a specific topic. Imagine you are making an oral presentation to your Chinese class. First, you will hear and read the topic for your presentation. The time you will have to prepare your presentation is indicated on the clock. You will then have 2 minutes to record your presentation. Your presentation should be as complete as possible.

Choose ONE traditional Chinese value (for example, caring for parents and elders, encouraging hard work, co-existing with nature, etc.). In your presentation, describe this value and explain its significance.

0:06 / 0:15
You may play this audio 1 time.

Note: Students saw the exam screen above for each of the individual questions that together compose this task. Only the screen image for the first question is shown here, but during the exam, each of the screens indicated the number of the question the students were responding to.

Note: References to the speaker in this item vary from the version of the item administered operationally.

The following text is the recording script for the audio portion of the task shown in the previous screen image. Students heard this audio during the exam administration and viewed the text on-screen.

Speaking Question 7 of 7

N: Choose ONE traditional Chinese value (for example, caring for parents and elders, encouraging hard work, co-existing with nature, etc.). In your presentation, describe this value and explain its significance.

N: You have four minutes to prepare your presentation.

(240 seconds)

N: You have two minutes to record your presentation.

[TONE]

(120 seconds)