



2025 AP[®] Drawing Art and Design

Sustained Investigation

Analytic Scoring Rubric and Score Rationale

Row B—Score 3

Written Evidence

Sustained Investigation

Identify the inquiry that guided your sustained investigation.

Response:

My sustained investigation focuses on the inquiry: how do I change in appearance, knowledge, thought, personality and those I surround myself with as my life continues to progress? This topic is relevant because I'm quite literally always growing and getting older, which also means that I'm changing as well. I used traditional materials such as watercolors, pens, and color pencils for my analog pieces. I also incorporated digital art by using procreate. The elements I illustrated in my pieces were mark making and texture to express the subjects and how details were always changing.

Describe ways your sustained investigation developed through practice, experimentation, and revision.

Response:

In images 1,3,10,11 I explore this question by making works that portray my growth and the people who have shaped me. These works led me to the idea that I'm ever changing, which I further investigate by portraying the relationship between me and my past self by creating a subject to represent me as a child in images 4,6,8,15. By practicing line work in 10,11 I improved my works legibility. In works 4,12 I experimented with lighting so that my work invokes the feeling I intend. I wanted to improve the detail, so I revised the final touches in 4,8,13 to better portray the subject.



Image 1

Sustained Investigation

Height: 24

Width: 31

Materials:

Drawing paper, watercolor, inks, alcohol markers, old art, cardboard.

Process(es):



I used my old art to contrast against my current self portrait to create a compelling composition.

Use of Digital Tool(s): No

Citation(s):

Critiques, Pinterest, google images

PLANNING



EXPERIMENTATION



REVISIONS



Image 2

Sustained Investigation

Height: 9

Width: 12

Materials:

Sketchbook, research, google slides.

Process(es):

I added lineart to this piece to make it more legible and crisp.

Use of Digital Tool(s): Yes

Digital Tool(s) used: Google Slides

Citation(s):

Critiques, Pinterest, google images, google slides



Image 3

Sustained Investigation

Height: 13

Width: 10

Materials:

Watercolor paper, Watercolors, pens

Process(es):

I used bold colors to draw the viewer's attention to the figures in the piece.

Use of Digital Tool(s): No

Citation(s):

Critiques, Pinterest, google images



Image 4

Sustained Investigation

Height: 10

Width: 17

Materials: Ipad, Apple pencil, Procreate.

Process(es):

I used a more realistic style for older self to show reality against the more cartoony younger self.


Use of Digital Tool(s): Yes

Digital Tool(s) used: procreate

Citation(s):

Critiques, Pinterest, google images

PLANNING



EXPERIMENTATION



REVISIONS





Image 5

Sustained Investigation

Height: 9

Width: 12

Materials:

Sketchbook, research, google slides.

Process(es):

I tightened up the details on the reflection to be less 2D and more draw paint.

Use of Digital Tool(s): Yes

Digital Tool(s) used: Google Slides

Citation(s):

Critiques, Pinterest, google images, google slides



Image 6

Sustained Investigation

Height: 12.8

Width: 21

Materials:

Ipad, Apple pencil, references of me.

Process(es):

I used the contrast between night and day to show just how different I became as I got older.

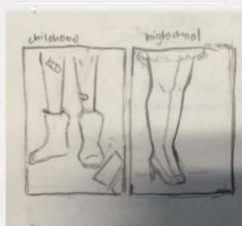
Use of Digital Tool(s): Yes

Digital Tool(s) used: procreate


Citation(s):

Critiques, Pinterest, google images

PLANNING



EXPERIMENTATION



REVISIONS



Image 7

Sustained Investigation

Height: 9

Width: 12

Materials:

Sketchbook, research, google slides.

Process(es):

I changed the line art from colored to black and grey to keep the focus on the faces.

Use of Digital Tool(s): Yes

Digital Tool(s) used:

procreate, Google Slides

Citation(s):

Critiques, Pinterest, google images, google slides

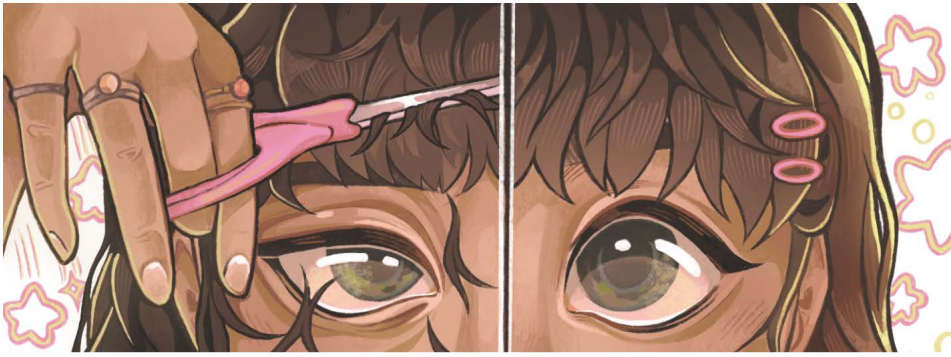


Image 8

Sustained Investigation

Height: 4

Width: 11

Materials: Ipad, Apple pencil, Procreate

Process(es):

I used a zoomed in on my eyes to emulate more expression in this piece.

Use of Digital Tool(s): Yes

Digital Tool(s) used: Procreate

Citation(s):



Critiques, Pinterest, google image

PLANNING



= little me v. old me
= Recalling my bongs
= Different expressions

EXPERIMENTATION



REVISIONS




Image 9

Sustained Investigation

Height: 9

Width: 12

Materials:

Sketchbook, research, google slides.

Process(es):

I choose a smaller canvas size to focus on the more intimate detail of the eyes.

Use of Digital Tool(s): Yes

Digital Tool(s) used: Google Slides

Citation(s):

Critiques, Pinterest, google images, google slides




Image 10

Sustained Investigation

Height: 6

Width: 4.5

Materials:

Paper, gold paper, alcohol marker, gold sharpie, ink.

Process(es):

I used a simple palette to highlight the detailing in the linework as well as create a regal look.

Use of Digital Tool(s): No

Citation(s):

Critiques, Pinterest, google image



Image 11

Sustained Investigation

Height: 6

Width: 4.5

Materials:

Paper, gold paper, alcohol marker, gold sharpie, ink.

Process(es):

I used a simple palette to highlight the detailing in the linework as well as create a regal look.

Use of Digital Tool(s): No

Citation(s):

Critiques, Pinterest, google image



Image 12

Sustained Investigation

Height: 14

Width: 15

Materials: Ipad, Apple pencil, Procreate.

Process(es):

I used the grey lighting to create the mood of a bleak future.

Use of Digital Tool(s): Yes

Digital Tool(s) used: Procreate

Citation(s):

Critiques, Pinterest, google image



Image 13

Sustained Investigation

Height: 11

Width: 11.5

Materials: Ipad, Apple pencil, Procreate.

Process(es):

I used a faded palette and changed the opacity to make my reflection more obviously a reflection.

Use of Digital Tool(s): Yes

Digital Tool(s) used: Procreate

Citation(s):

Critiques, Pinterest, google image

PLANNING



-looking back at myself
-very confused expression
-negative notes on post its



EXPERIMENTATION



REVISIONS




Image 14

Sustained Investigation

Height: 9

Width: 12

Materials:

Sketchbook, research, google slides.

Process(es):

I tightened up the details on the reflection to be less 2D and more draw paint.

Use of Digital Tool(s): Yes

Digital Tool(s) used: Google Slides

Citation(s):

Critiques, Pinterest, google images, google slides



Image 15

Sustained Investigation

Height: 12

Width: 8.25

Materials: Ipad, Apple pencil, Procreate.

Process(es):

I used the overlapping colors to symbolize the mixing of my past and present self.

Use of Digital Tool(s): Yes

Digital Tool(s) used: Procreate

Citation(s):

Critiques, Pinterest, google image

Analytic Scoring Rubric Row B: Practice, Experimentation, and Revision

Writing Prompt 2: *Describe ways your sustained investigation developed practice, experimentation, and revision.*

1	2	3
Visual evidence of practice, experimentation, and revision does not relate to a sustained investigation.	Visual and written evidence of practice, experimentation, and revision relates to a sustained investigation.	Visual evidence of practice, experimentation, and revision demonstrates development of the sustained investigation. AND Written evidence describes ways the sustained investigation developed through practice, experimentation, and revision.

Score Rationale

This sustained investigation explores “the relationship between me and my past self,” and the written and visual evidence of practice, experimentation, and revision clearly demonstrates how the investigation developed over time, earning a score of 3 for Row B. The repeated use of digital media across many works, specifically in Images 4–9 and 12–15, provides strong visual evidence of consistent practice. Within these digital pieces, experimentation with line weight, line quality, and color shows how technical refinement and visual choices were informed by repeated use of the medium.

Revisions are thoughtfully applied throughout the portfolio, with clear connections to the evolving inquiry. In Image 2, for example, the composition, mark-making, and shading were revised to more clearly distinguish the “old art” from childhood (surrounding the figure) from the “current self” shown at the center. In Image 4, the student revised the stylistic contrast between the two selves, opting for a more realistic rendering of the older self versus a cartoon-like younger self—a decision carried into Image 5. These changes reflect intentional visual strategies that clarify the conceptual goal.

Further evidence of experimentation and development is seen in Image 7, where the line color is adjusted from black to gray to “keep the focus on the faces,” showing how subtle changes in technique enhance emphasis. Similarly, the written evidence for Image 6 explains how contrasting backgrounds, day for the younger self and night for the older, were used to reflect identity changes over time. The idea was revised and refined from the earlier sketch in Image 7, showing a clear link between experimentation and conceptual growth.

Summary: The sustained investigation demonstrates consistent practice, meaningful experimentation, and purposeful revision that contribute to the development of the inquiry, justifying a score of 3 for Row B.



Image 6

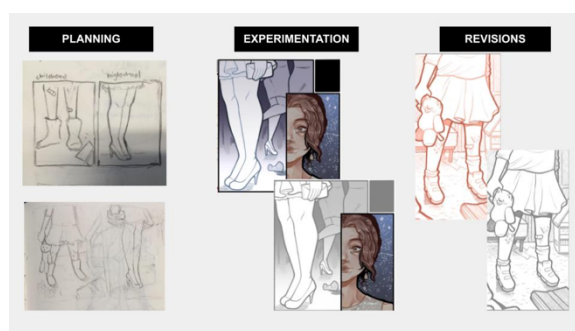


Image 7

Sustained Investigation Score: Row A: Score: 3 • **Row B: Score: 3** • Row C: Score: 3 • Row D: Score: 3