

2025



---

# AP<sup>®</sup> Music Theory

## Sample Student Responses and Scoring Commentary

### **Inside:**

#### **Free-Response Question 3**

- Scoring Guidelines**
- Student Samples**
- Scoring Commentary**

**Question 3: Harmonic Dictation**

**24 points**

e: i V<sub>5</sub><sup>6</sup> i iv<sup>6</sup> ii<sub>5</sub><sup>6</sup> V VI ii<sup>o6</sup> V

**I. Pitches**

- A. Award 1 point for each correctly notated pitch. Do not consider duration. (An accidental placed *after* the notehead is not considered correct notation.) **1 point per pitch (max 16)**
- B. Award full credit for octave transpositions of the correct bass pitch. (Octave transpositions of soprano pitches are *not* allowed.)
- C. No enharmonic equivalents are allowed.

**II. Chord Symbols**

- A. Award 1 point for each chord symbol correct in both Roman and Arabic numerals. **1 point per complete chord symbol (max 8)**
- B. Award ½ point for each correct Roman numeral that has incorrect or missing Arabic numerals.
- C. Accept the correct Roman numeral regardless of its case.
- D. Award no credit if an accidental is placed before a Roman numeral.

**III. Rounding Fractional Scores**

Half-point totals round up with one exception: A total score of 23½ rounds down to 23.

**IV. Scores with Additional Meaning**

- 0** This score is used for a response that represents an unsuccessful attempt to answer the question or a response that is off-topic or irrelevant.
- NR** Reserved for blank responses.

Record points for soprano pitches in row 1, for bass pitches in row 2, and for chord symbols in row 3.

e: i V<sub>5</sub><sup>6</sup> i iv<sup>6</sup> ii<sup>6</sup><sub>5</sub> V VI ii<sup>6</sup> V

										total
Soprano pitches:										
Bass pitches:										
Chord symbols:										

**Question 3**

**Write your response to QUESTION 3 on this page.**


**Questions 3-4**

For each of these questions, you will hear a harmonic progression in four parts. In each case, the progression will be played four times. There will be a pause of 30 seconds after the first playing and a one-minute pause after each subsequent playing. For each question, please do the following.

- (a) Notate only the soprano and bass voices. Do not notate the alto and tenor voices.
- (b) Make sure that any accidentals you use are appropriate for the key signature provided.
- (c) On the blanks provided under the staff, write the Roman and Arabic numerals that indicate the chords and their inversions. (Each blank should contain at least a Roman numeral, a figure, or a dash.)
- (d) Make sure to align your notes with the blanks provided.


**Question 3.** Before listening to the first playing, please look at the staff below. Notice that there are nine chords in the progression; the soprano and bass notes and the Roman numeral of the first chord are given.

Now listen to the progression for the first time and begin working. 



e: i vii<sup>o</sup>7 i IV<sup>6</sup> ii<sup>o</sup>6 V VI IV V

The progression for **Question 3** will now be played a second time. 

The progression for **Question 3** will now be played a third time. 

The progression for **Question 3** will now be played a final time. 

Question 3

Write your response to QUESTION 3 on this page.

Questions 3-4


For each of these questions, you will hear a harmonic progression in four parts. In each case, the progression will be played four times. There will be a pause of 30 seconds after the first playing and a one-minute pause after each subsequent playing. For each question, please do the following.

- (a) Notate only the soprano and bass voices. Do not notate the alto and tenor voices.
- (b) Make sure that any accidentals you use are appropriate for the key signature provided.
- (c) On the blanks provided under the staff, write the Roman and Arabic numerals that indicate the chords and their inversions. (Each blank should contain at least a Roman numeral, a figure, or a dash.)
- (d) Make sure to align your notes with the blanks provided.

Question 3. Before listening to the first playing, please look at the staff below. Notice that there are nine chords in the progression; the soprano and bass notes and the Roman numeral of the first chord are given.

Now listen to the progression for the first time and begin working. 

*OH*



e:                           

The progression for Question 3 will now be played a second time. 

The progression for Question 3 will now be played a third time. 

The progression for Question 3 will now be played a final time. 

i	ii <sup>o</sup>	iii <sup>o</sup>	iv	v <sup>o</sup>	VI	vii <sup>o</sup>
E	F#	G	A	B	C	D#
G	A	B	C	D#	E	F#
B	C	D#	E	F#	G	A
D#			A			C

Use a pencil only. Do NOT write your name. Do NOT write outside the box.

## Question 3

Write your response to QUESTION 3 on this page.

## Questions 3-4

For each of these questions, you will hear a harmonic progression in four parts. In each case, the progression will be played four times. There will be a pause of 30 seconds after the first playing and a one-minute pause after each subsequent playing. For each question, please do the following.

- Notate only the soprano and bass voices. Do not notate the alto and tenor voices.
- Make sure that any accidentals you use are appropriate for the key signature provided.
- On the blanks provided under the staff, write the Roman and Arabic numerals that indicate the chords and their inversions. (Each blank should contain at least a Roman numeral, a figure, or a dash.)
- Make sure to align your notes with the blanks provided.

**Question 3.** Before listening to the first playing, please look at the staff below. Notice that there are nine chords in the progression; the soprano and bass notes and the Roman numeral of the first chord are given.

Now listen to the progression for the first time and begin working. 



e: i V iv \_\_\_\_\_ V VI

The progression for **Question 3** will now be played a second time. 

The progression for **Question 3** will now be played a third time. 

The progression for **Question 3** will now be played a final time. 

### Question 3

**Note:** Student samples are quoted verbatim and may contain spelling and grammatical errors.

#### Overview

The question overviews can be found in the “Chief Reader Report on Student Responses” on [AP Central](#).

#### Sample: 3A

##### Score: 21

This represents an excellent response. All soprano pitches are notated correctly; 8 points were awarded. Seven of the bass pitches are correct; 7 points were awarded. The Roman numerals for chords two and eight are incorrect; 0 points were awarded. The Roman numerals and Arabic figures are correct for chords three, four, six, seven, and nine; 5 points were awarded. The Roman numeral for chord five is correct, but the Arabic figure is incorrect;  $\frac{1}{2}$  point was awarded. (Soprano: 8, Bass: 7; Roman numerals:  $5\frac{1}{2}$ ; Total =  $20\frac{1}{2}$ , rounding up to 21)

#### Sample: 3B

##### Score: 11

This represents a fair response. Four of the soprano pitches are correct; 4 points were awarded. The response contains four correctly notated bass pitches; 4 points were awarded. The Roman numerals for chords two, five, six, seven, and eight are incorrect; 0 points were awarded. Chords three and nine are correct in both Roman numerals and Arabic figures; 2 points were awarded. The Roman numeral for chord four is correct, but the Arabic figure is incorrect;  $\frac{1}{2}$  point was awarded. (Soprano: 4; Bass: 4; Roman numerals:  $2\frac{1}{2}$ ; Total =  $10\frac{1}{2}$ , rounding up to 11)

#### Sample: 3C

##### Score: 3

This represents a poor response. One of the soprano pitches is correct; 1 point was awarded. One of the bass pitches is correct; 1 point was awarded. The Roman numerals for chords three, four, five, six, seven, eight, and nine are incorrect; 0 points were awarded. The Roman numeral for chord two is correct, but the Arabic figure is incorrect;  $\frac{1}{2}$  point was awarded. (Soprano: 1; Bass: 1; Roman numerals:  $\frac{1}{2}$ ; Total =  $2\frac{1}{2}$ , rounding up to 3)