



2025 AP[®] 3-D Art and Design

Sustained Investigation

Analytic Scoring Rubric and Score Rationale

Row D—Score 1

Written Evidence

Sustained Investigation

Identify the inquiry that guided your sustained investigation.

Response:

I am exploring themes of dreams and nightmares. I am exploring how nightmares can create psychological effects like anxiety and how it reflects subconscious fears while also exploring positive dreams which are induced when a person is in a relaxed mental state and how both nightmares and positive dreams can create unique and otherworldly experiences for a person in the dream realm and how the brain naturally finds a way to balance nightmares and dreams and how this experience while sleeping can go as far as affecting the person in their waking life and relationships with sleep.

Describe ways your sustained investigation developed through practice, experimentation, and revision.

Response:

I used hot glue to explore different textures and dimension in order to bring this theme to life. I learned how to layer and control my technique to make the visual aspect of the sculpture look more intentional and explore texture and dimensions to give the sculptures a mystical look to reflect the feelings of nightmares and dreams in a visual way. I also experimented with acrylic paints and explored with acrylic markers in order to give more depth and details to these sculptures.



Image 1

Sustained Investigation

Height: 6

Width: 3

Depth: 3

Materials:

Hot glue, acrylic paint, and acrylic markers.

Process(es):

Hot glue was used to sculpt, painted with acrylic paint, added detail using acrylic markers.

Use of Digital Tool(s): No



Image 2

Sustained Investigation

Height: 6

Width: 3

Depth: 3

Materials: Hot glue.

Process(es):

Sculpted using hot glue before painting stage and detail stage.

Use of Digital Tool(s): No

Image 3

Sustained Investigation

Height: 8.5

Width: 5.5

Depth: 0

Materials:

Pencil on paper, sketchbook paper.

Process(es):

Free hand drawing to guide sculpture design, planning materials used for sculpture, exploring ideas.

Use of Digital Tool(s): No

Exploring: This sketch explores nightmares. I am showing a nightmare in which seems to be the manifestation of a person or the "dreamer" inside of its brain. The black color and spill represents psychological effects like fear and anxiety cause by nightmares.



Hot glue was used to create the sculpture



Image 4

Sustained Investigation

Height: 3

Width: 3.5

Depth: 0.5

Materials:

Hot glue, acrylic paint, acrylic markers for added detail, and wood base.

Process(es):

Hot glue to sculpt, acrylic marker to paint sculpture, acrylic markers for detail, wood base.

Use of Digital Tool(s): No



Image 5

Sustained Investigation

Height: 3

Width: 3.5

Depth: 0.5

Materials: Hot glue.

Process(es):

Hot glue to create sculpture before painting stage and detail stage.

Use of Digital Tool(s): No

Image 6

Sustained Investigation

Height: 8.5

Width: 5.5

Depth: 0

Materials:

Pencil on paper and sketchbook paper.

Process(es):

Free hand drawing to guide sculpture design, plan materials used for sculpture, exploring ideas.

Use of Digital Tool(s): No

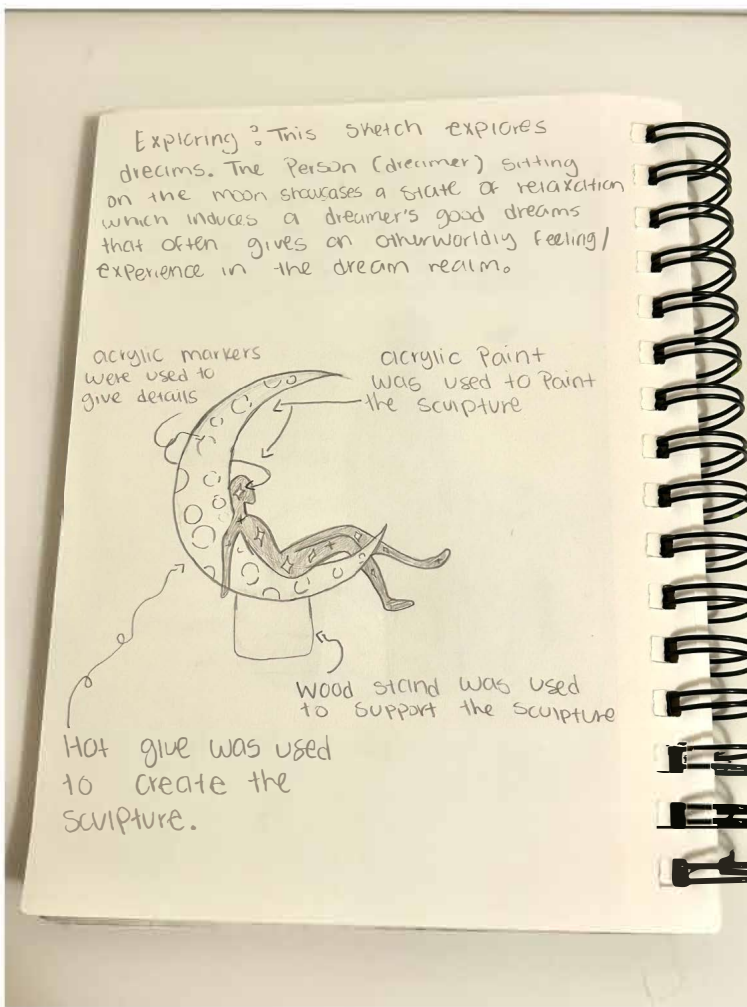




Image 7

Sustained Investigation

Height: 4.5

Width: 4.5

Depth: 3

Materials:

Hot glue, acrylic paint, acrylic markers.

Process(es):

Hot glue to sculpt. Acrylic paint to paint sculpture, acrylic markers for added detail.

Use of Digital Tool(s): No



Image 8

Sustained Investigation

Height: 4.5

Width: 4.5

Depth: 3

Materials: Hot glue.

Process(es):

Hot glue to sculpt before painting stage
as added details stage.

Use of Digital Tool(s): No

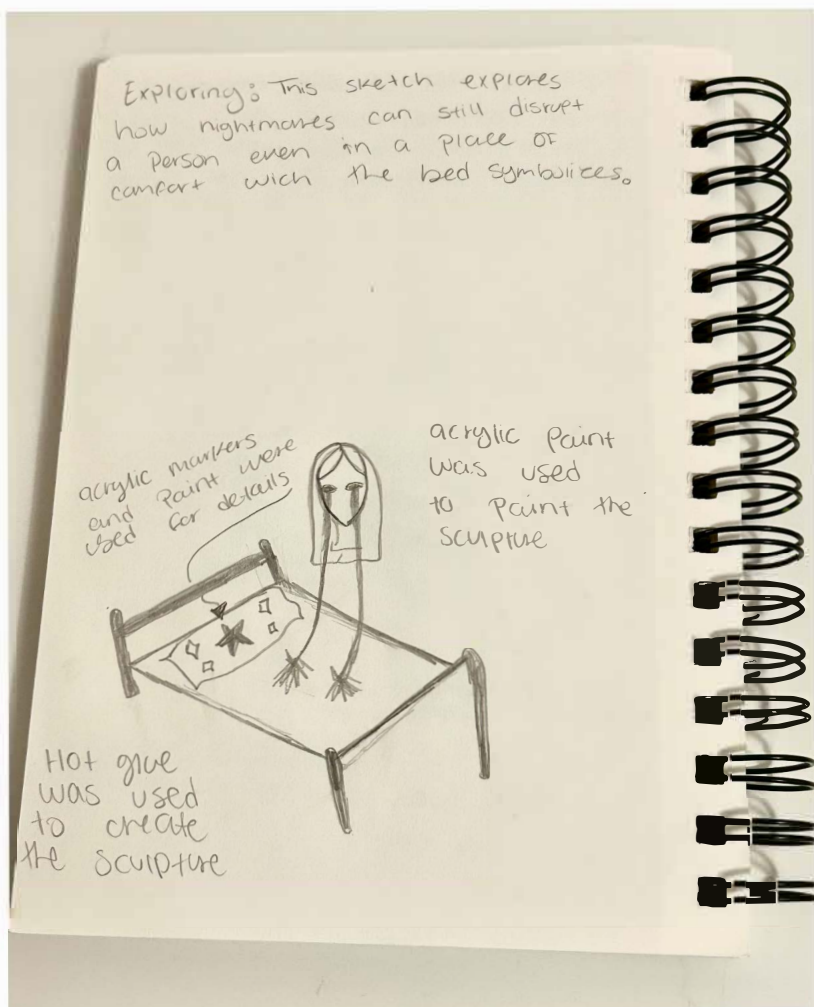


Image 9

Sustained Investigation

Height: 8.5

Width: 5.5

Depth: 0

Materials:

Pencil on paper, sketchbook paper.

Process(es):

Free hand drawing to guide sculpture design, planning materials used for sculpture, exploring ideas.

Use of Digital Tool(s): No



Image 10

Sustained Investigation

Height: 5

Width: 5

Depth: 0.2

Materials:

Hot glue, acrylic paint, acrylic markers.

Process(es):

Hot glue to sculpt, acrylic paint to paint sculpture, acrylic markers for added details.

Use of Digital Tool(s): No



Image 11

Sustained Investigation

Height: 5

Width: 5

Depth: 0.2

Materials: Hot glue.

Process(es):

Hot glue used to sculpt before painting stage and adding details stage.

Use of Digital Tool(s): No

Image 12

Sustained Investigation

Height: 8.5

Width: 5.5

Depth: 0

Materials:

Pencil on paper, sketchbook paper.

Process(es):

Freehand drawing to guide sculpture design, planning materials for sculpture, exploring ideas.

Use of Digital Tool(s): No

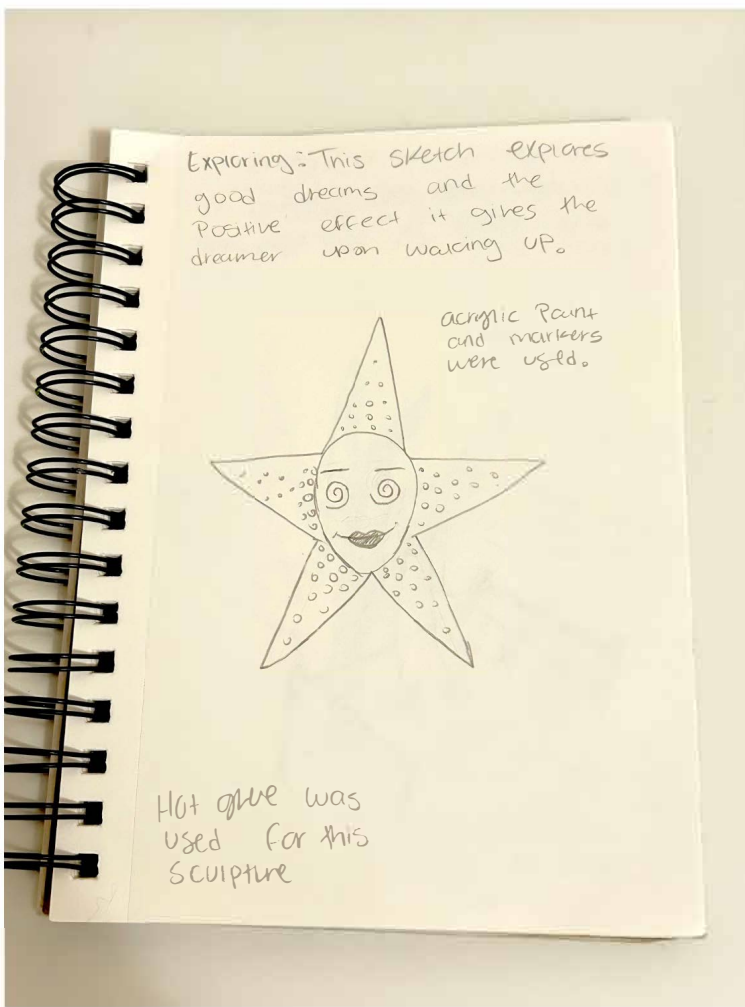




Image 13

Sustained Investigation

Height: 8.5

Width: 9

Depth: 5

Materials:

Hot glue, acrylic paint, acrylic markers.

Process(es):

Hot glue to sculpt, acrylic paint to paint sculpture, acrylic markers and paint for added details.

Use of Digital Tool(s): No



Image 14

Sustained Investigation

Height: 8.5

Width: 9

Depth: 5

Materials: Hot glue.

Process(es):

Hot glue to sculpt before painting and adding details stage.

Use of Digital Tool(s): No

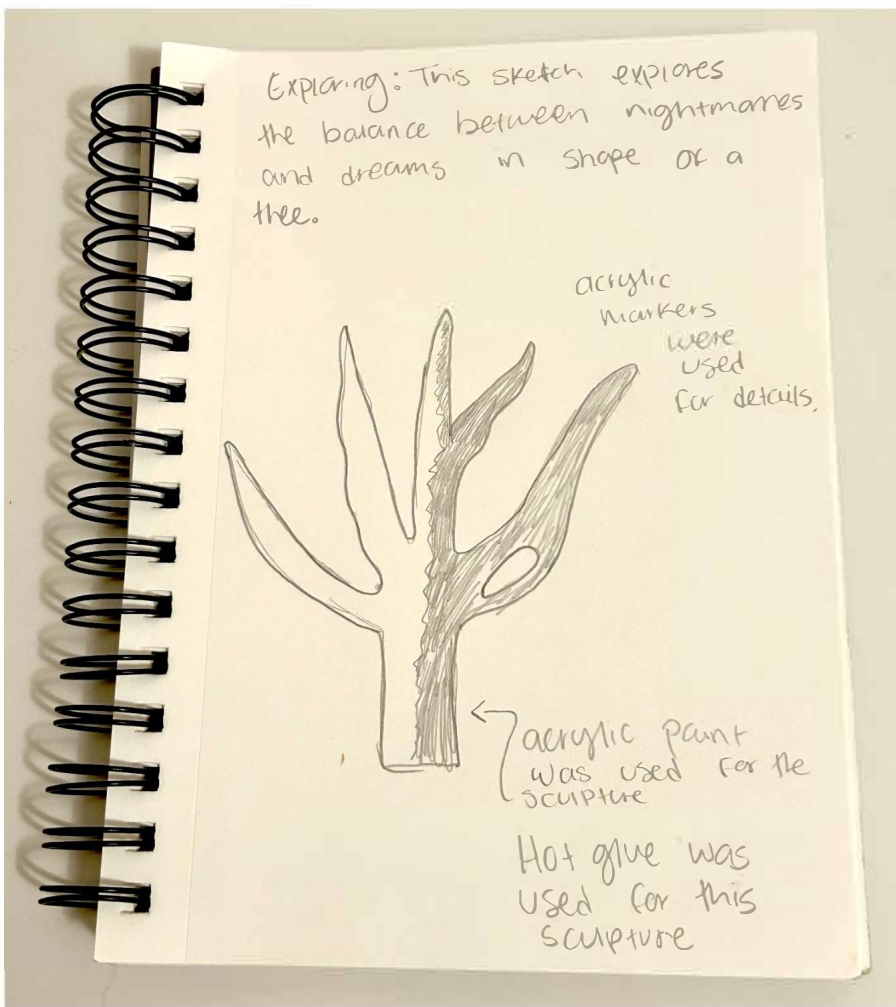


Image 15

Sustained Investigation

Height: 8.5

Width: 5.5

Depth: 0

Materials:

Pencil on paper, sketchbook paper.

Process(es):

Freehand drawing to guide sculpture design, planning materials used for sculpture, exploring ideas.

Use of Digital Tool(s): No

Analytic Scoring Rubric Row D: 3-D Art and Design Skills		
1	2	3
Visual evidence of rudimentary and moderate 3-D skills.	Visual evidence of moderate and good 3-D skills.	Visual evidence of good and advanced 3-D skills.

Score Rationale

This portfolio earned a score of 1 in Row D because the visual evidence reflects rudimentary 3-D skills, with some moments approaching moderate control. Most of the forms are small-scale sculptures made from hot glue, often placed against flat backgrounds with minimal depth or spatial interaction. Works such as Image 1 and Image 10 show limited dimensionality and surface control, with Image 10, in particular, remaining flat and static, lacking meaningful engagement with form or occupied space.

Some improvement is seen in Images 7 and 13, where compositions begin to explore structure and unoccupied space. In Image 13, branching elements reach into space, and shadows cast on the surface enhance mood and visual complexity. These instances show developing technical decision-making, but across the portfolio, forms remain simple in construction and do not demonstrate advanced control of mass, volume, or structural resolution.

The artist shows intention in the use of hot glue to build texture and applies color to differentiate between sculptural components. However, there is limited evidence of refinement in form, material handling, or technical complexity. The body of work would be strengthened by greater exploration of space, scale, variation in form, and structural stability.

Summary: The portfolio presents visual evidence of rudimentary 3-D skills, with only occasional moments of moderate control. Limited use of space, form, and structure supports a score of 1 in Row D.



Image 7



Image 10

Sustained Investigation Score: Row A: Score: 2 • Row B: Score: 1 • Row C: Score: 1 • Row D: Score: 1