



# **2025 AP<sup>®</sup> 3-D Art and Design**

**Sustained Investigation**

**Analytic Scoring Rubric and Score Rationale**

**Row B—Score 1**

# Written Evidence

## Sustained Investigation

Identify the inquiry that guided your sustained investigation.

Response:

I began my investigation with the purpose of showcasing humans' emotional connections with solitude through various appearances and structures. The house illustrates being home alone at night because that is when feelings of loneliness appear the most. The singular owl on the teapot symbolizes contentment with solitude as they are wise yet constantly alone. The structure of the teapot itself, including the ocean themed teapot, are rather small, as they are meant for one person to enjoy since drinking is seen as calming or peaceful, further ensuring being content with solitude.

Describe ways your sustained investigation developed through practice, experimentation, and revision.

Response:

Exploring further, I connected the idea of singular things with illustrations and structures of one singular character. Throughout my works, there is a white figure with no face, and in all of the works, the character is always alone. In the structures of the blue cup, city-illustrated pot, and green-field palette, it showcases the character experiencing solitude in many different locations, revealing that people can feel alone no matter where they are or what the event is. Nature is also a common theme in my works as it can bring peace while being alone.



## Image 1

Sustained Investigation

Height: 5

Width: 8

Depth: 8

Materials:

Stoneware clay, AMACO (under)glaze, trimming tools, needle tool, sponge, paintbrushes

Process(es):

wheel-thrown pot, slab-piece lid, pulled handle, hand-formed owl and spout, glaze, fire

Use of Digital Tool(s): No

Citation(s):

referenced Google image of owl



## Image 2

Sustained Investigation

Height: 7

Width: 6

Depth: 1

Materials:

Stoneware clay, AMACO (under)glaze, trimming tools, paintbrushes, rolling pin

Process(es):

slab piece, hand-formed details, slip and score, carve details, glaze, fire

Use of Digital Tool(s): No



## Image 3

### Sustained Investigation

Height: 4

Width: 4

Depth: 4

#### Materials:

Stoneware clay, AMACO (under)glaze, trimming tools, needle tool, sponge, paintbrushes

#### Process(es):

wheel-thrown base, pulled handle, hand-formed character, glaze, fire

Use of Digital Tool(s): No



## Image 4

Sustained Investigation

Height: 6.5

Width: 7

Depth: 0.5

Materials:

Stoneware clay, AMACO (under)glaze, trimming tools, paintbrushes, rolling pin

Process(es):

slab piece, carved piece, glaze, fire

Use of Digital Tool(s): No



## Image 5

### Sustained Investigation

Height: 4

Width: 6

Depth: 6

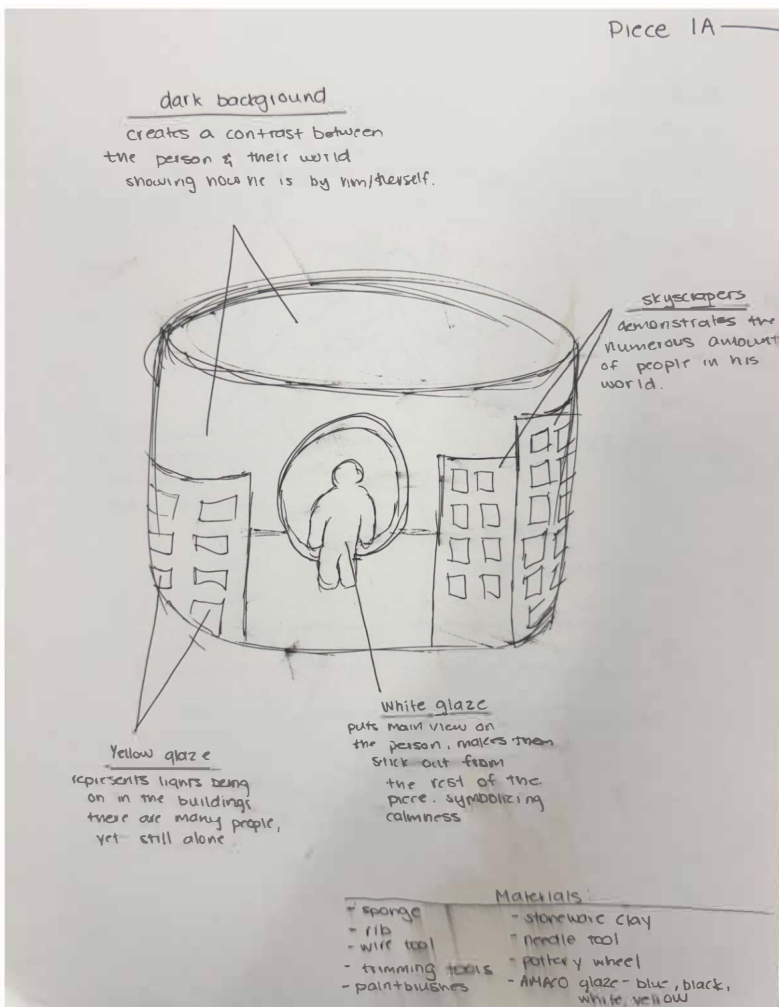
#### Materials:

Stoneware clay, AMACO (under)glaze, trimming tools, needle tool, sponge, paintbrushes

#### Process(es):

wheel-thrown pot, slab-piece plate, carve, hand-formed character, glaze, fire

Use of Digital Tool(s): No



## Image 6

### Sustained Investigation

Height: 12

Width: 9

Depth: 0

Materials: Pen on paper

Process(es):

sketched skyscraper pot on paper with  
added notes and meanings

Use of Digital Tool(s): No





## Image 7

### Sustained Investigation

Height: 4.5

Width: 6.5

Depth: 6.5

#### Materials:

Stoneware clay, AMACO (under)glaze, trimming tools, needle tool, paintbrushes

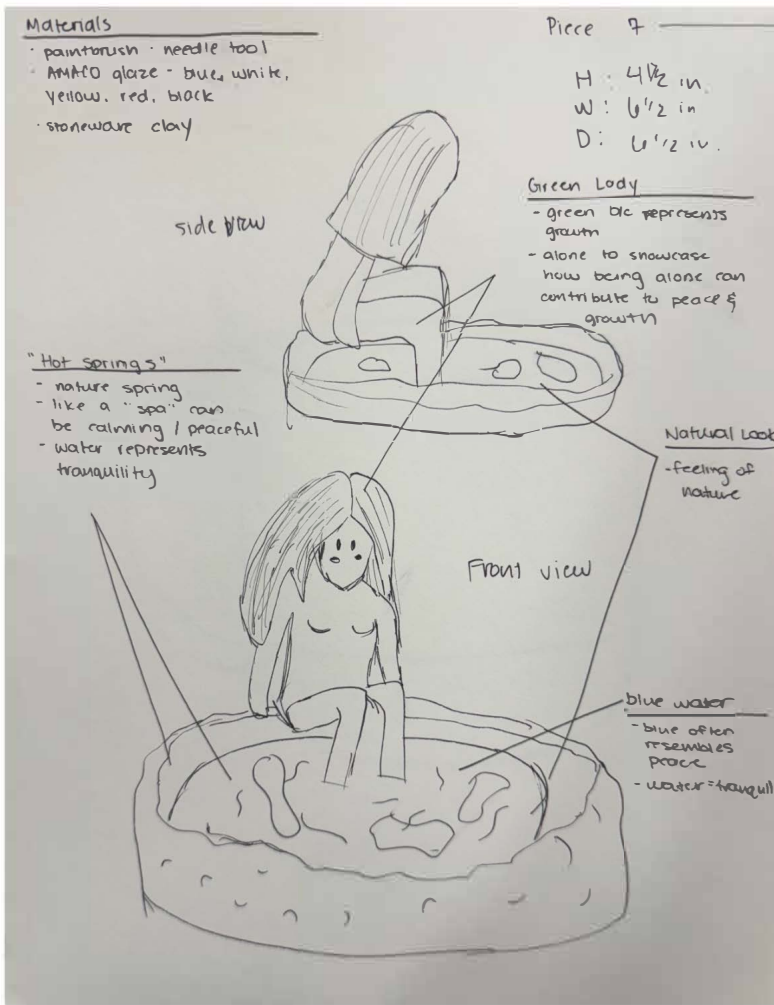
#### Process(es):

slab piece, hand-formed rocky rim and woman, carve details, glaze, fire

Use of Digital Tool(s): No

#### Citation(s):

referenced Google image of lady sitting



## Image 8

### Sustained Investigation

Height: 12

Width: 9

Depth: 0

Materials: Pen on paper

Process(es):

sketched sitting lady on paper with added notes and meanings

Use of Digital Tool(s): No

Citation(s):

referenced Google image of lady sitting



## Image 9

Sustained Investigation

Height: 6

Width: 5

Depth: 5

Materials:

Stoneware clay, AMACO (under)glaze, trimming tools, needle tool, sponge, paintbrushes

Process(es):

wheel-thrown pot, attached legs, glaze, trim for texture, glaze

Use of Digital Tool(s): No



## Image 10

Sustained Investigation

Height: 2.25

Width: 7

Depth: 7

Materials:

Stoneware clay, AMACO (under)glaze, trimming tools, needle tool, sponge, paintbrushes

Process(es):

wheel-thrown bowl, attached lump in middle, formed house, added texture in water, glaze, fire

Use of Digital Tool(s): No



## Image 11

Sustained Investigation

Height: 4.5

Width: 4

Depth: 4

Materials:

Stoneware clay, AMACO (under)glaze, trimming/needle tool, sponge, paintbrushes, squeeze bottle

Process(es):

wheel-thrown pot and lid, hand-formed shells, added texture to water by slip trailing, glaze, fire

Use of Digital Tool(s): No



## Image 12

Sustained Investigation

Height: 8

Width: 12

Depth: 1.25


Materials:

Stoneware clay, AMACO (under)glaze, trimming tools, needle tool, paintbrushes

Process(es):

slab piece, glaze, carve details, fire

Use of Digital Tool(s): No



## Image 13

Sustained Investigation

Height: 2

Width: 6

Depth: 6

Materials:

Stoneware clay, Laguna glaze, trimming tools, needle tool, sponge, paintbrushes

Process(es):

wheel-thrown bowl, hand-formed mountain, glaze, fire

Use of Digital Tool(s): No





## Image 14

### Sustained Investigation

Height: 5.5

Width: 7.5

Depth: 7.5

#### Materials:

Stoneware clay, AMACO (under)glaze, trimming tools, needle tool, sponge, paintbrushes, thread

#### Process(es):

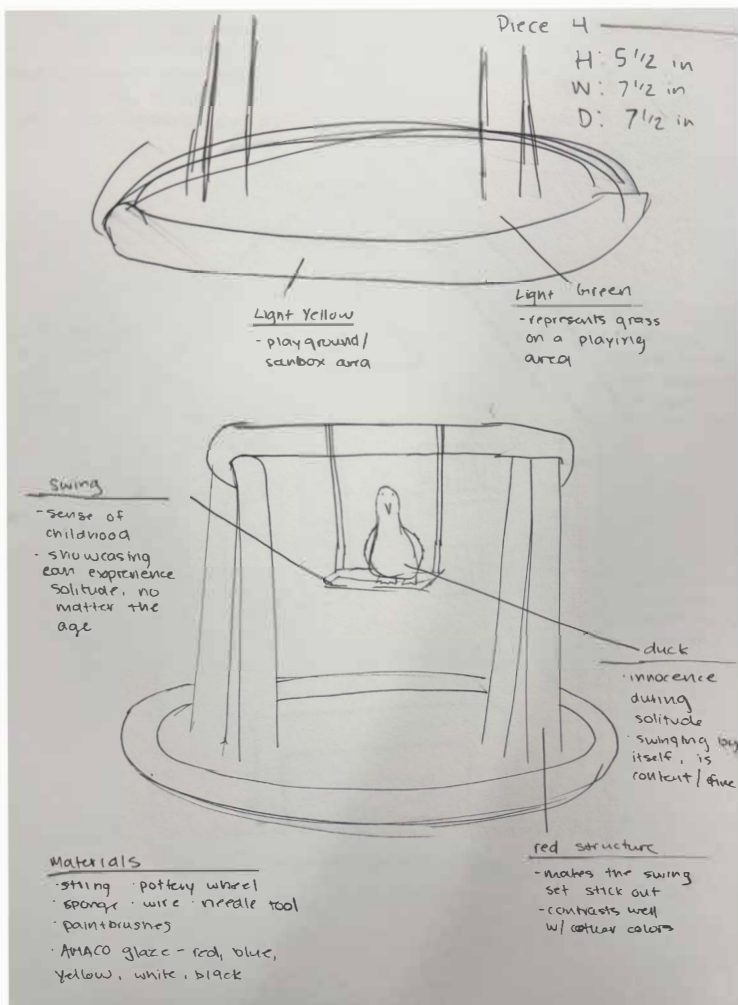
wheel-thrown plate, hand-formed swing set and duck, glaze, fire, threaded

Use of Digital Tool(s): No

#### Citation(s):

referenced Google image of duck





## Image 15

Sustained Investigation

Height: 12

Width: 9

Depth: 0

Materials: Pen on paper

Process(es):

sketched duck swing set on paper with added notes and meanings

Use of Digital Tool(s): No

Citation(s):

referenced Google image of duck

## Analytic Scoring Rubric Row B: Practice, Experimentation, and Revision

**Writing Prompt 2:** *Describe ways your sustained investigation developed practice, experimentation, and revision.*

1	2	3
Visual evidence of practice, experimentation, and revision <b>does not relate</b> to a sustained investigation.	Visual and written evidence of practice, experimentation, and revision <b>relates</b> to a sustained investigation.	Visual evidence of practice, experimentation, and revision <b>demonstrates development</b> of the sustained investigation. <b>AND</b> Written evidence <b>describes ways</b> the sustained investigation <b>developed</b> through practice, experimentation, and revision.

### Score Rationale

This portfolio earned a score of 1 because the visual evidence of practice, experimentation, and revision does not clearly relate to the development of a sustained investigation. The written evidence presents a theme of “solitude through various appearances and structures” and references a recurring white figure to represent this idea. However, the visual evidence does not demonstrate meaningful development through practice or iteration of form, concept, or construction.

For example, the white figure appears in Images 3 and 5, but there is little change in scale, form, material use, or expressive content. Sketches in Images 6, 8, and 15 document ideas leading into finished works, but there is no visual evidence of iterative growth or revision in the process documentation. Overall, while the body of work includes multiple finished pieces, the visual process documentation does not reflect purposeful development tied to the inquiry.

**Summary:** The portfolio does not provide visual evidence of practice, experimentation, and revision that meaningfully supports the development of a sustained investigation. These limitations support a score of 1 in Row B.



Image 3



Image 5

Sustained Investigation Score: Row A: Score: 1 • **Row B: Score: 1** • Row C: Score: 1 • Row D: Score: 2