



# **2025 AP<sup>®</sup> 2-D Art and Design**

**Sustained Investigation**

**Analytic Scoring Rubric and Score Rationale**

**Row C—Score 3**

# Written Evidence

## Sustained Investigation

Identify the inquiry that guided your sustained investigation.

Response:

My SI question is "How can I use visual language to explore the emotional and psychological boundaries between myself and the world around me?" As I move through public and private spaces, like, subways, restaurants, and my home, I often feel a disconnect between what is seen on the outside and what is felt internally. I used my SI to explore the tension between collective experience and personal emotion. Through surreal color, distortion,(12), and layered compositions(14), I represent my inner responses to the external world.

Describe ways your sustained investigation developed through practice, experimentation, and revision.

Response:

My SI developed through experimentation with color, composition, and material exploring my sense of self within the world around me. 1,2 were more personal, focusing on my family. As I moved into works about friendship and strangers, I used visual chaos and tighter compositions to reflect alienation and overstimulation. In 6, 9, I experimented with materials like foil and yarn to break the flat surface expressing inner conflict. In 4,10, I changed the composition to create a stronger emotional collage. My sketchbook pages document how changes in concept and experimentation guided my revisions.



## Image 1

Sustained Investigation

Height: 22

Width: 18

Materials: Acrylic, colored pencil.

Process(es):

Started with a rough colored pencil sketch, then painted with acrylic.

Use of Digital Tool(s): No



## Image 2

Sustained Investigation

Height: 22

Width: 18

Materials: Oil, canvas, Procreate.


Process(es):

Painted on canvas, then edited colors digitally to capture a joyful moment with my mother.

Use of Digital Tool(s): Yes

Digital Tool(s) used:

Procreate. I used procreate to add detail and edited colors.



## Image 3

### Sustained Investigation

Height: N/A

Width: N/A

#### Materials:

Oil, pencil, colored pencil, canvas, Procreate.

#### Process(es):

Sketch first, color testing, then painted in acrylic before editing digitally.

Use of Digital Tool(s): Yes

Digital Tool(s) used:

Procreate. I use procreate to made the sketchbook page.



## Image 4

Sustained Investigation

Height: 11

Width: 18

Materials:

Pencil, Charcoal, Tracing Paper

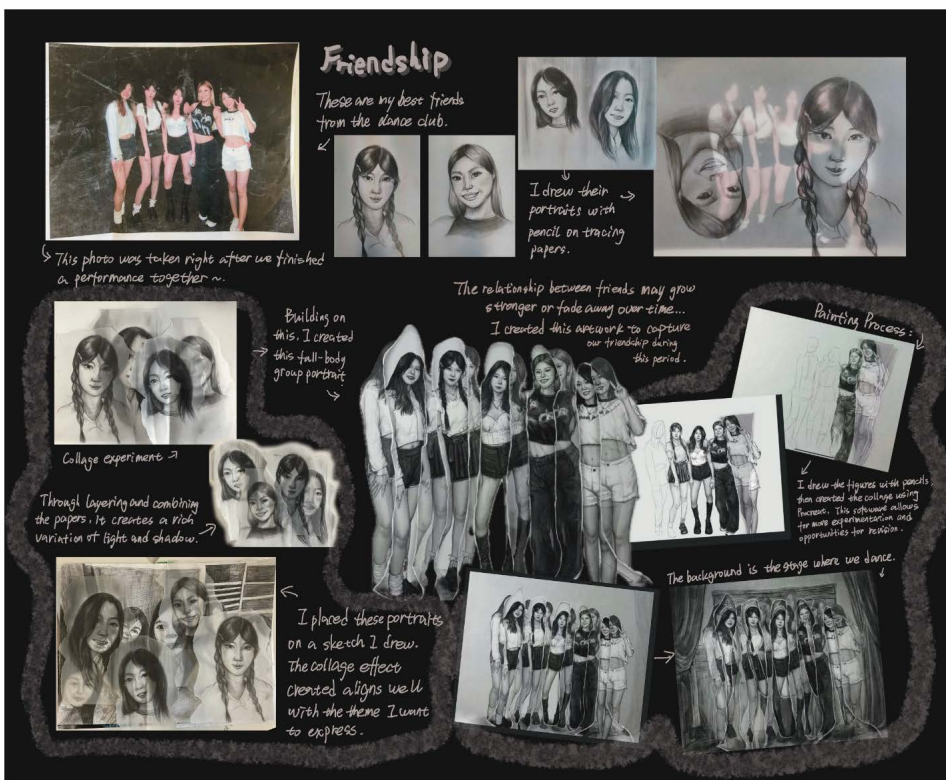
Process(es):

Pencil on tracing paper, then collaged to reveal hidden tension among friends.

Use of Digital Tool(s): Yes

Digital Tool(s) used:

Procreate. I used procreate to made the collage.



## Image 5

Sustained Investigation

Height: N/A

Width: N/A

Materials:

Pencil, Charcoal, Tracing Paper, Procreate.

Process(es):

Tested tracing paper transparency, then experimented with different methods of collage digitally.

Use of Digital Tool(s): Yes

Digital Tool(s) used:

Procreate. I used procreate to made the sketchbook page.

## Image 6

Sustained Investigation

Height: 20

Width: 16

Materials:

Yarn, Wooden beads, Semi-hard Pastel,  
Acrylic

Process(es):

Sketched in pastel first, then painted in  
acrylic, pierced holes, and threaded yarn  
through them.

Use of Digital Tool(s): No





## Image 7

Sustained Investigation

Height: N/A

Width: N/A

Materials:

Yarn, Wooden beads, Pastel, Acrylic

Process(es):

Sketched first, painted with acrylic, and then experimented with materials like yarn and wood beads.

Use of Digital Tool(s): Yes

Digital Tool(s) used:

Procreate. I used procreate to made the sketchbook page.



## Image 8

Sustained Investigation

Height: 20

Width: 16

Materials:

Acrylic, watercolor, water-soluble  
colored pencil.

Process(es):

Sketched, applied a watercolor  
underpainting, and then finished with  
acrylic.

Use of Digital Tool(s): No



## Image 9

Sustained Investigation

Height: 18

Width: 14

Materials:

Acrylic, mixed-media paper, foil, and hot glue.

Process(es):

Painted in acrylic on paper, creating shapes using foil, and glued it on top.

Use of Digital Tool(s): No

## Image 10

### Sustained Investigation

Height: 11

Width: 18

#### Materials:

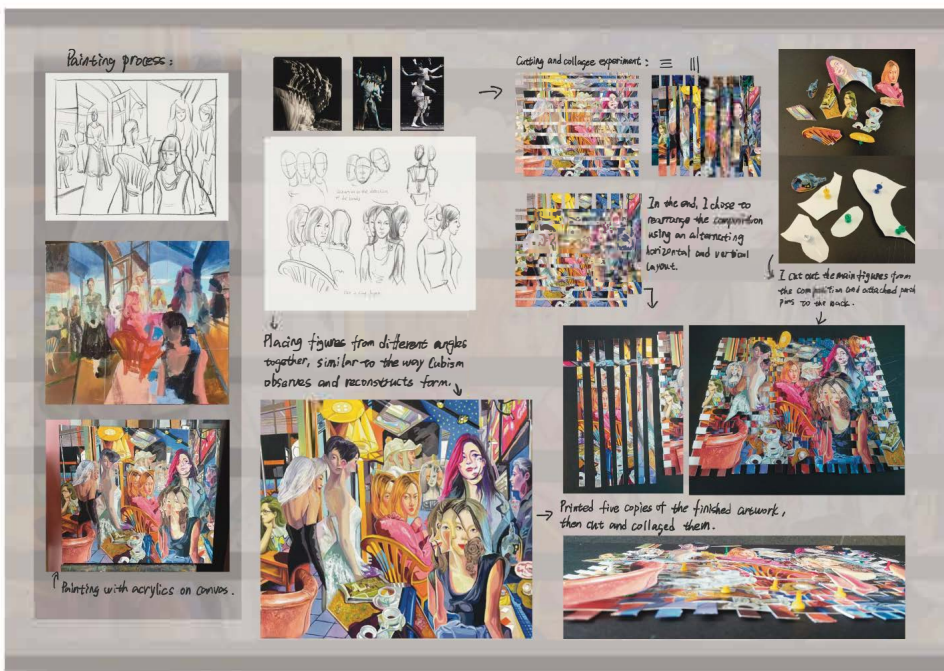
Acrylic, colored pencil, photocopies of my original paintings, exacto knife, glue.

#### Process(es):

Painted in acrylic, made copies, then collaged to show how the external world shape one's identity.

Use of Digital Tool(s): No





# Image 11

## Sustained Investigation

Height: N/A

Width: N/A

### Materials:

Acrylic, colored pencil, photocopies of my original paintings, exacto knife, glue.

### Process(es):

Research and sketch first, then paint and experiment with different collage techniques.

Use of Digital Tool(s): Yes

Digital Tool(s) used:

Procreate. I used procreate to made the sketchbook page.



## Image 12

Sustained Investigation

Height: 20

Width: 18

Materials: Oil Painting, colored pencil.

Process(es):

Sketched in pencil, added underpainting, finished in oil to show alienation through distortion.

Use of Digital Tool(s): No

# Image 13

## Sustained Investigation

Height: N/A

Width: N/A

Materials: Oil Painting, colored pencil.

Process(es):

Initial sketches exploring perspectives, followed by revisions and a final rendering in oil.

Use of Digital Tool(s): Yes

Digital Tool(s) used:

Procreate. I used procreate to made the sketchbook page.





## Image 14

Sustained Investigation

Height: 14

Width: 18

Materials:

Acrylic and charcoal, Procreate

Process(es):

Acrylic and charcoal base, added blur and details digitally to show quiet disconnection in transit.

Use of Digital Tool(s): Yes

Digital Tool(s) used:

Procreate. I use procreate to add detail and blurring effect.

# Image 15

## Sustained Investigation

Height: N/A

Width: N/A

Materials:

Acrylic and charcoal, Procreate


Process(es):

Explored perspectives through sketches, painted on paper, and digitally added blur and detail.

Use of Digital Tool(s): Yes

Digital Tool(s) used:

Procreate. I used procreate to made the sketchbook page.



## Analytic Scoring Rubric Row C: Materials, Processes, and Ideas

1	2	3
<b>Little to no</b> evidence of <b>visual relationships</b> among materials, processes, and ideas.	<b>Visual relationships</b> among materials, processes, and ideas are <b>evident</b> .	<b>Visual relationships</b> among materials, processes, and ideas are <b>evident</b> and <b>demonstrate synthesis</b> .

### Score Rationale

This portfolio earns a score of 3 because visual relationships among materials, processes, and ideas are consistently evident and demonstrate synthesis. The inquiry explores “the tension between collective experience and personal emotion,” and this concept is developed through thoughtful material choices and image construction. In Image 4, the use of pencil, charcoal, and tracing paper allows for layering and transparency, visually reinforcing the idea of “hidden tension among friends.” In Image 7, the written evidence includes a metaphor, “each bead seems separate, but there’s a connection tying them together,” which is later realized in Image 6 through the use of yarn, wooden beads, pastel, and acrylic. These materials and processes integrate to portray individuals linked by unseen emotional conflict.

Synthesis is further demonstrated in Image 10, where five versions of the same figure are cut, rearranged, and collaged using paper weaving to express how external forces shape identity. This technique, inspired by Cubism, enhances the psychological impact of the work by merging fragmented views of the same subject. The consistent alignment between conceptual intent, visual execution, and material handling across the portfolio supports a high level of synthesis.

**Summary:** This portfolio earns a score of 3 because visual relationships among materials, processes, and ideas are integrated throughout the sustained investigation. The artist consistently makes intentional choices that connect meaning, materials, and design, demonstrating synthesis across the body of work.



Image 6



Image 10

Sustained Investigation Score: • Row A: Score: 3 • Row B: Score: 2/3 • **Row C: Score: 3** • Row D: Score: 3