



2025 AP[®] 2-D Art and Design

Sustained Investigation

Analytic Scoring Rubric and Score Rationale

Row C—Score 1

Written Evidence

Sustained Investigation

Identify the inquiry that guided your sustained investigation.

Response:

I always liked nature paintings over any other ones and they were always more interesting than modern paintings because I like looking at cool nature stuff

Describe ways your sustained investigation developed through practice, experimentation, and revision.

Response:

the mountains and the sky that was painting in the beginning got a lot better over time also I started to put more detail in the sky or the mountains. I also mixed some colors to make new looks that made the simple painting more complex



Image 1

Sustained Investigation

Height: 10

Width: 7

Materials:

paper brush water and acrylic paint

Process(es):

draw the sky then the lake and add
grass and the tree

Use of Digital Tool(s): No

Citation(s): lake



Image 2

Sustained Investigation

Height: 12

Width: 9

Materials:

paper brush water and acrylic paint

Process(es):

put the sunset sky the the volcano

Use of Digital Tool(s): No

Citation(s): volcano



Image 3

Sustained Investigation

Height: 12

Width: 10

Materials:

paper brush water and acrylic paint

Process(es):

draw background and grass then the tree

Use of Digital Tool(s): No

Citation(s): Christmas tree



Image 4

Sustained Investigation

Height: 12

Width: 8

Materials:

paper brush water and acrylic paint

Process(es):

draw the gray sky then add mountains
and trees

Use of Digital Tool(s): No

Citation(s): forest night



Image 5

Sustained Investigation

Height: 9

Width: 12

Materials:

paper brush water and acrylic paint tooth
brush

Process(es):

draw the background sky add the moon
and stars add water then the tall grass
and tree with the bird.

Use of Digital Tool(s): No

Citation(s):

swamp also searched a tree with a bird



Image 6

Sustained Investigation

Height: 12

Width: 9

Materials:

paper brush water and acrylic paint tooth
brush

Process(es):

add sunset background then mountains
and put the stars

Use of Digital Tool(s): No

Citation(s): mountains




Image 7

Sustained Investigation

Height: 12

Width: 10

Materials: book , paper

Process(es):

cut out the background then glue in
other details on it

Use of Digital Tool(s): No

Citation(s): farm nature , animals



Image 8

Sustained Investigation

Height: 12

Width: 9

Materials:

paper brush water and acrylic paint

Process(es):

paint the background add the rose and
detail the rose

Use of Digital Tool(s): No

Citation(s): flower



Image 9

Sustained Investigation

Height: 12

Width: 9

Materials:

paper brush water and acrylic paint

Process(es):

draw the night sky then put the hills

Use of Digital Tool(s): No

Citation(s): mountain sunset



Image 10

Sustained Investigation

Height: 12

Width: 9

Materials:

paper brush water and acrylic paint

Process(es):

paint the grey sky and add the tree

Use of Digital Tool(s): No

Citation(s): winter tree



Image 11

Sustained Investigation

Height: 14

Width: 11

Materials:

paper brush water and acrylic paint

Process(es):

paint background add the moon and the tree and the land

Use of Digital Tool(s): No

Citation(s): non



Image 12

Sustained Investigation

Height: 9

Width: 12

Materials:

paper brush water and acrylic paint

Process(es):

add background color then mountains
then trees

Use of Digital Tool(s): No

Citation(s): nature mountains



Image 13

Sustained Investigation

Height: 10

Width: 12

Materials:

paper brush water and acrylic paint

Process(es):

draw background then moon and stars
and draw mountains.

Use of Digital Tool(s): No

Citation(s): nature night



Image 14

Sustained Investigation

Height: 12

Width: 9

Materials:

paper brush water and acrylic paint

Process(es):

draw the sky and water then sand and
add waves

Use of Digital Tool(s): No

Citation(s): ocean beach




Image 15

Sustained Investigation

Height: 10

Width: 12



Materials: paper and pencil

Process(es):

draw the background then add trees

Use of Digital Tool(s): No

Citation(s): nature

Analytic Scoring Rubric Row C: Materials, Processes, and Ideas		
1	2	3
Little to no evidence of visual relationships among materials, processes, and ideas.	Visual relationships among materials, processes, and ideas are evident .	Visual relationships among materials, processes, and ideas are evident and demonstrate synthesis .
<p style="text-align: center;">Score Rationale</p> <p>This sustained investigation earns a score of 1 due to little to no evidence of visual relationships among materials, processes, and ideas. While nature-based imagery such as “the mountains and the sky” appears consistently across Images 2, 4, 6, 7, 9, 12, 13, and 15, there is no written evidence describing how the materials and processes used are conceptually or intentionally connected to the ideas. Most process statements describe steps such as “draw the background” or “add trees,” without any explanation of how these choices relate to the subject matter or intention behind the work. Image 5 offers the most complete materials list “paper brush water and acrylic paint tooth brush,” but provides no reasoning for their use in conveying the subject or idea.</p> <p>Across the portfolio, works appear observational and formulaic rather than inquiry-driven or visually integrated. Materials are repeated (acrylic, paper, brush), but the portfolio does not show how they are applied with specific intent to explore or express ideas.</p> <p>Summary: This portfolio earns a score of 1 because it does not demonstrate visual relationships among materials, processes, and ideas. Process descriptions remain general, and there is no evident connection between the making and the meaning of the work.</p>		
		
Image 5		Image 6

Sustained Investigation Score: • Row A: Score: 1 • Row B: Score: 1 • **Row C: Score: 1** • Row D: Score: 1