



2025 AP[®] 2-D Art and Design

Sustained Investigation

Analytic Scoring Rubric and Score Rationale

Row B—Score 2

Written Evidence

Sustained Investigation

Identify the inquiry that guided your sustained investigation.

Response:

The sustained investigation that I carried throughout my works was “How can I use photography to capture juxtaposition of neglected items in nature?”. I was inspired by looking at the work of professional photographers and how they use the balance of nature, color, and life throughout their works. This inquiry also stems from the life that surrounds me and the things that I see living in everyday life. I am intrigued by the way nature reclaims abandoned objects.

Describe ways your sustained investigation developed through practice, experimentation, and revision.

Response:

My sustained investigation developed through practice as I ventured out and explored different sites that fit my inquiry. I experimented with emphasizing different tones, colors, and spacing as I went through my works. Keeping a balance between abandoned objects in nature, and nature reclaiming those lost objects was a theme I heavily developed throughout experimenting. As I revised my work, I compared different uses of space, color, and texture and got comfortable with what I felt like was the best combination.

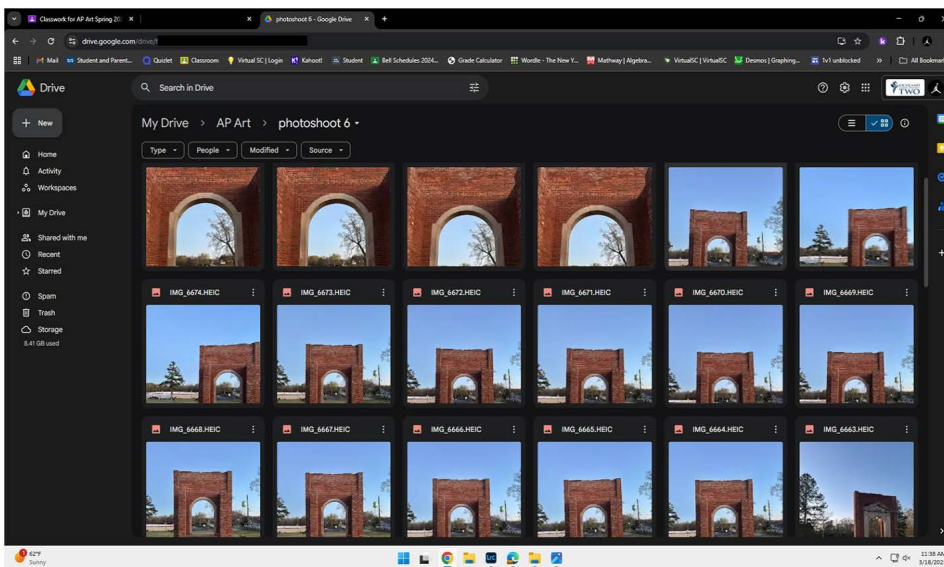


Image 1

Sustained Investigation

Height: 17

Width: 11

Materials: Database, Digital Camera

Process(es):

Created database for photoshoots, selected images with spatial composition for final work.

Use of Digital Tool(s): No

Citation(s):

I learned in a previous art course to save photos in a database.

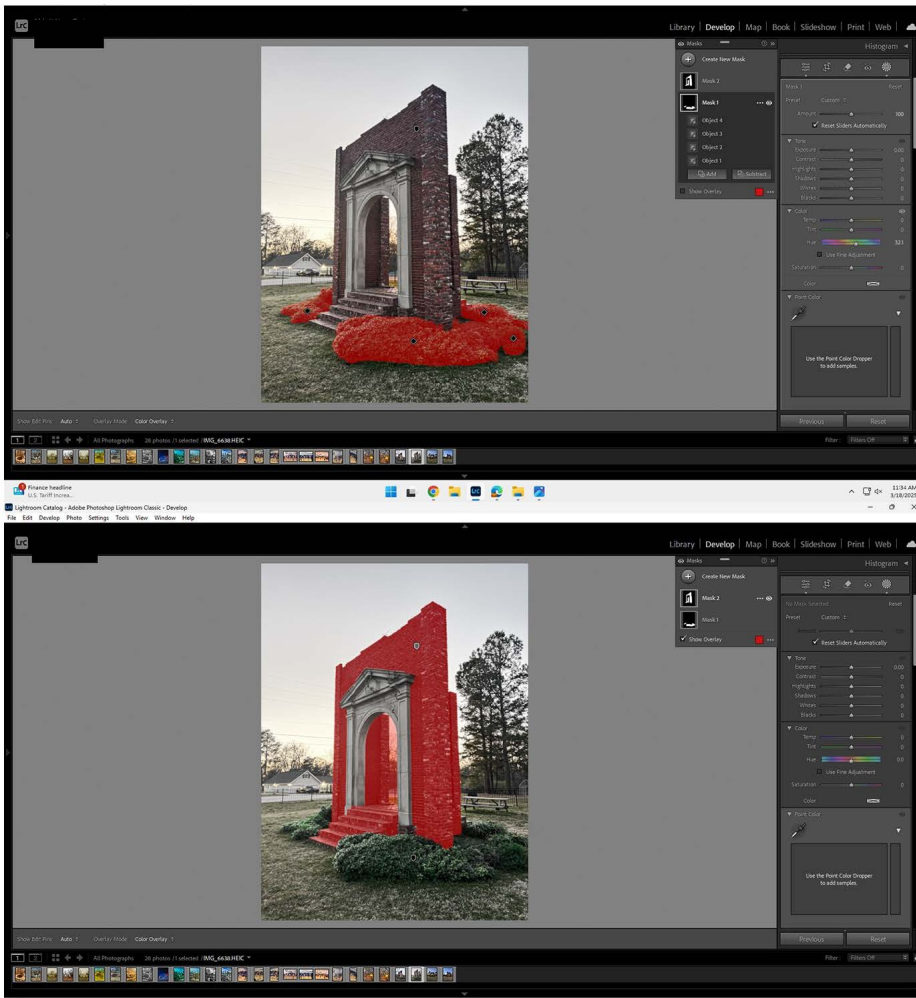


Image 2

Sustained Investigation

Height: 17

Width: 11

Materials:

Digital Camera, Google Drive, Adobe Lightroom.

Process(es):

Enhanced complementary colors, red and green, using brush tools and masking.

Use of Digital Tool(s): Yes

Digital Tool(s) used: Adobe Lightroom

Citation(s):

I learned about masking photos from watching tutorial videos on the internet



Image 3

Sustained Investigation

Height: 17

Width: 11

Materials:

Digital Camera, Google Drive, Adobe
Lightroom, Printer.

Process(es):

Final work with desaturated background,
light source in the back, view showing
linear perspective.

Use of Digital Tool(s): Yes

Digital Tool(s) used: Adobe Lightroom

Citation(s):

I was influenced by the artist Jonk
because he uses heavy space and
balance in his works.

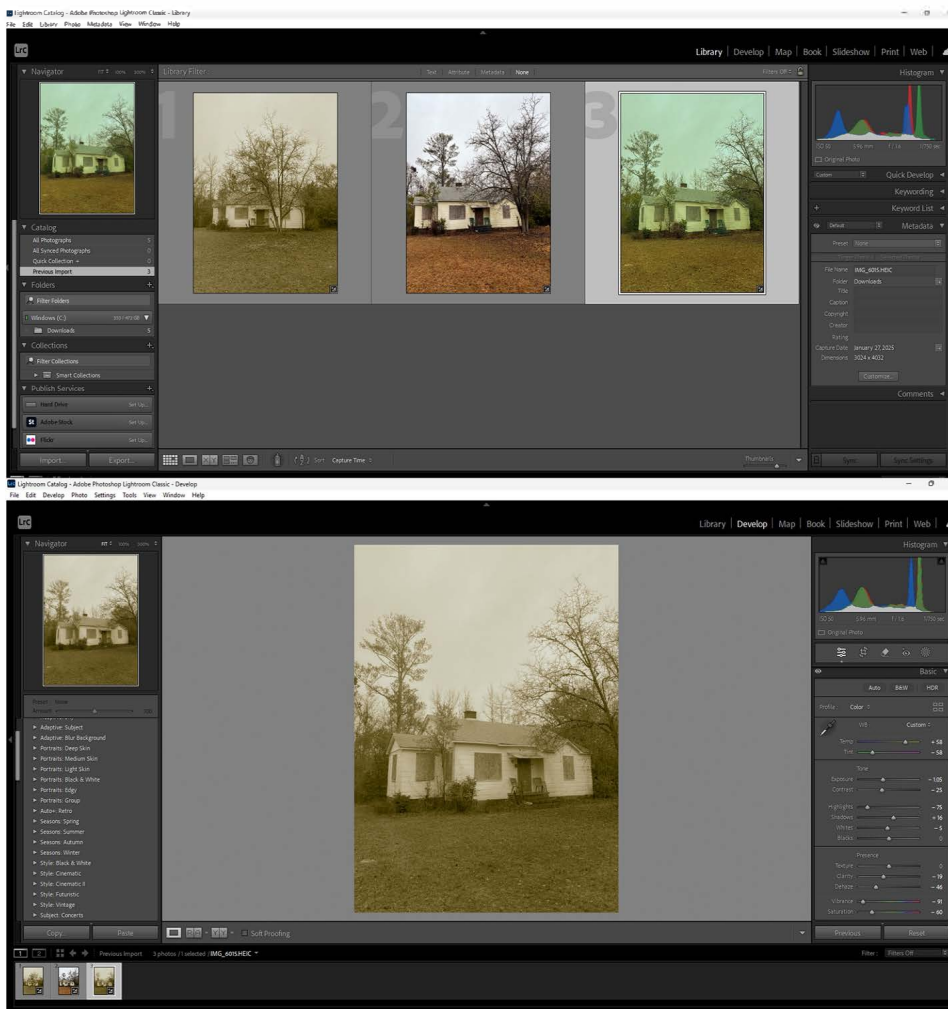


Image 4

Sustained Investigation

Height: 17

Width: 11

Materials:

Digital Camera, Google Drive, Adobe Lightroom

Process(es):

Edited the selected photo's exposure and color grading to emphasize the ruggedness of the house

Use of Digital Tool(s): Yes

Digital Tool(s) used: Adobe Lightroom

Citation(s):

Various artists I saw use multiple color schemes and It inspired me to apply it to my works.



Image 5

Sustained Investigation

Height: 17

Width: 11

Materials:

Digital Camera, Google Drive, Adobe
Lightroom, Printer

Process(es):

Final work with sepia tones that creates
a balance of retro and abandoned
feelings

Use of Digital Tool(s): Yes

Digital Tool(s) used: Adobe Lightroom

Citation(s):

I was influenced by the artist Jonk
because he uses heavy space and
balance in his works.

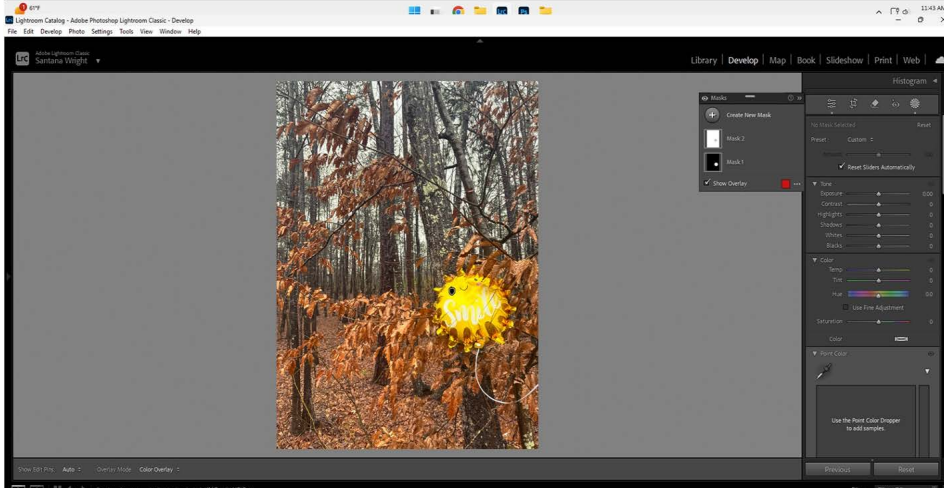
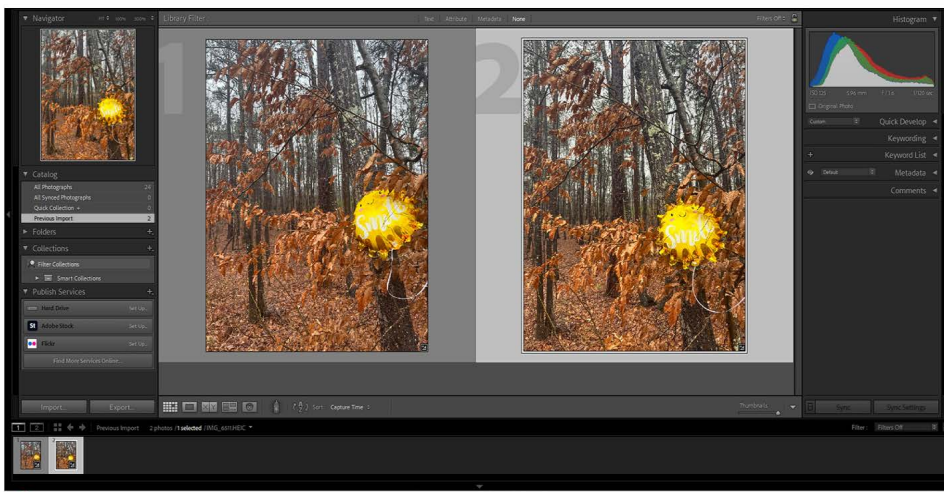


Image 6

Sustained Investigation

Height: 17

Width: 11

Materials:

Digital Camera, Google Drive, Adobe Lightroom

Process(es):

Enhanced yellow, brown to show message on the balloon and color of leaves, used brush tools, masking

Use of Digital Tool(s): Yes

Digital Tool(s) used: Adobe Lightroom

Citation(s):

I learned about masking photos from watching tutorial videos on the internet



Image 7

Sustained Investigation

Height: 17

Width: 11

Materials:

Digital Camera, Google Drive, Adobe
Lightroom, Printer

Process(es):

Golden triangle perspective and colors
that are enhanced to bring earthy tone to
represent happiness

Use of Digital Tool(s): Yes

Digital Tool(s) used: Adobe Lightroom

Citation(s):

I was influenced by the artist Guy Tal
because he uses heavy space and color
in his works.

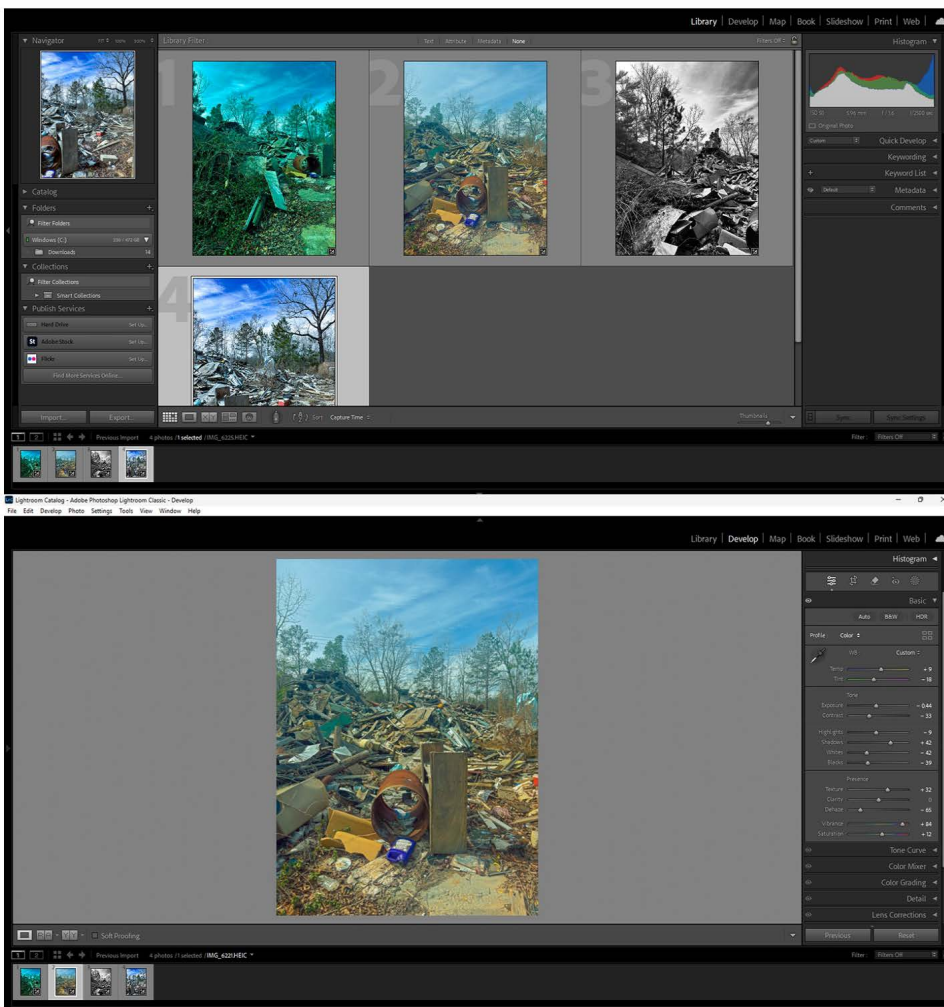


Image 8

Sustained Investigation

Height: 17

Width: 11

Materials:

Digital Camera, Google Drive, Adobe Lightroom

Process(es):

Edited photo's exposure and color grading, experimented with pushed blues, black, white outcomes.

Use of Digital Tool(s): Yes

Digital Tool(s) used: Adobe Lightroom

Citation(s):

Various artists I saw use multiple color schemes and It inspired me to apply it to my works.



Image 9

Sustained Investigation

Height: 17

Width: 11

Materials:

Digital Camera, Google Drive, Adobe
Lightroom, Printer

Process(es):

Final photo pushed blues to enhance the
grittiness of the trash and blue of the
sky.

Use of Digital Tool(s): Yes

Digital Tool(s) used: Adobe Lightroom

Citation(s):

I was influenced by the artist Jonk
because he uses heavy space and
balance in his works.

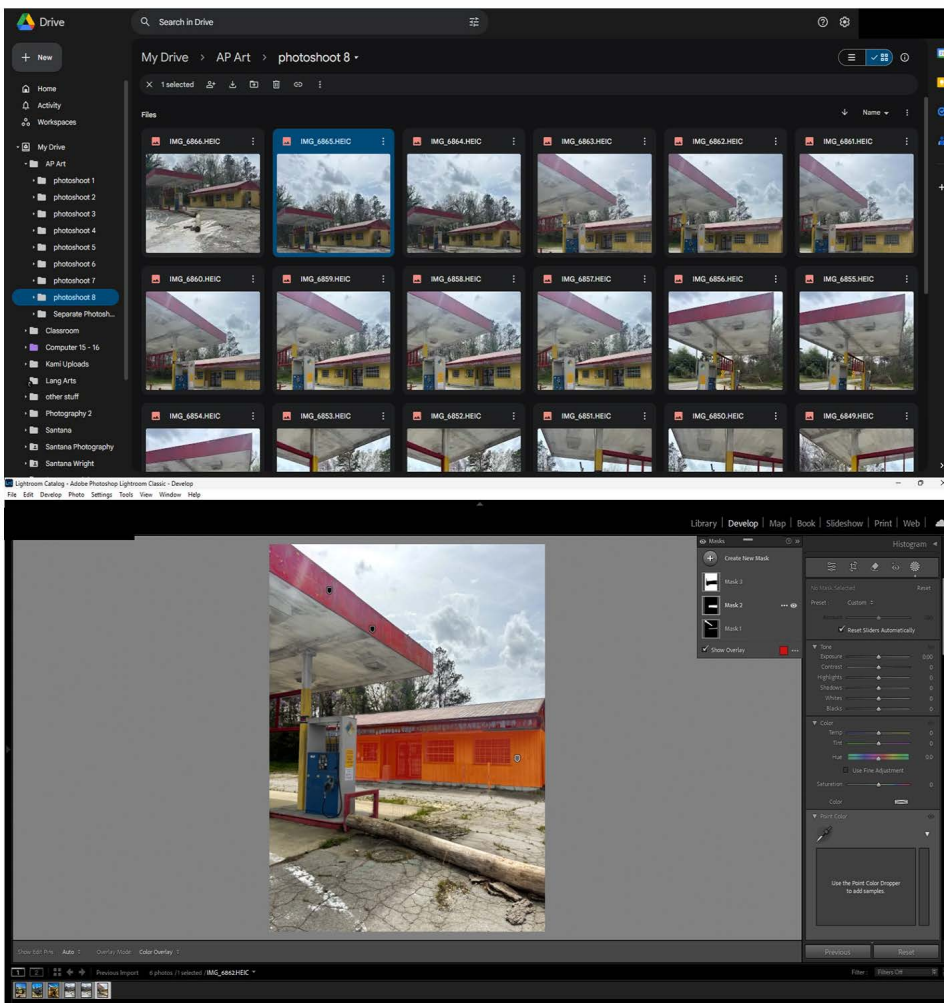


Image 10

Sustained Investigation

Height: 17

Width: 11

Materials:

Digital Camera, Google Drive, Adobe
Lightroom

Process(es):

Brightening yellow, red to bring liveliness
to abandoned building using brush tools
and masking

Use of Digital Tool(s): Yes

Digital Tool(s) used: Adobe Lightroom

Citation(s):

I learned about masking photos from
watching tutorial videos on the internet



Image 11

Sustained Investigation

Height: 17

Width: 11

Materials:

Digital Camera, Google Drive, Adobe
Lightroom, Printer

Process(es):

Final Photo with rule of thirds
perspective and enhanced colors to
bring impressionism.

Use of Digital Tool(s): Yes

Digital Tool(s) used: Adobe Lightroom

Citation(s):

I was influenced by the artist Jonk
because he uses heavy space and
balance in his works.

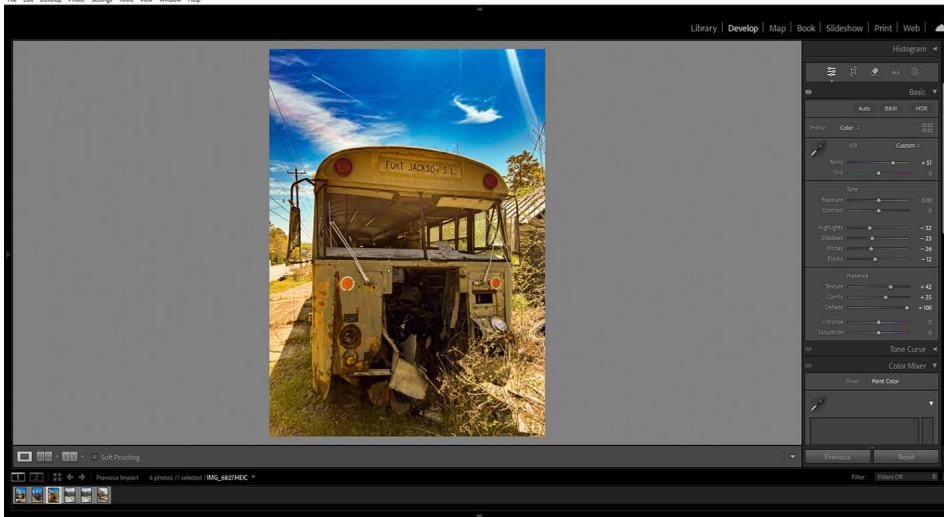



Image 12

Sustained Investigation

Height: 17

Width: 11

Materials:

Digital Camera, Google Drive, Adobe
Lightroom

Process(es):

Captured multiple angles, pushed green,
yellow to enhance the worn out, moldy
look of the bus.

Use of Digital Tool(s): Yes

Digital Tool(s) used: Adobe Lightroom

Citation(s):

Various artists I saw use multiple color
schemes and It inspired me to apply it to
my works.



Image 13

Sustained Investigation

Height: 17

Width: 11

Materials:

Digital Camera, Google Drive, Adobe
Lightroom, Printer

Process(es):

Final photo with saturated green, yellow,
and blue colors to add an element of
attraction.

Use of Digital Tool(s): Yes

Digital Tool(s) used: Adobe Lightroom

Citation(s):

I was influenced by the artist Jonk
because he uses heavy space and
balance in his works.



Image 14

Sustained Investigation

Height: 17

Width: 11

Materials:

Digital Camera, Google Drive, Adobe
Lightroom, Printer

Process(es):

Final photo, tones of orange, balance of
rustiness within the car and the
surrounding grass.

Use of Digital Tool(s): Yes

Digital Tool(s) used: Adobe Lightroom

Citation(s):

I was influenced by the artist Jonk
because he uses heavy space and
balance in his works.



Image 15

Sustained Investigation

Height: 17

Width: 11

Materials:

Digital Camera, Google Drive, Adobe
Lightroom, Printer

Process(es):

Texture of forgotten tires, balanced
nature surrounding them, golden spiral
space.

Use of Digital Tool(s): Yes

Digital Tool(s) used: Adobe Lightroom

Citation(s):

I was influenced by the artist Jonk
because he uses heavy space and
balance in his works.

Analytic Scoring Rubric Row B: Practice, Experimentation, and Revision

Writing Prompt 2: *Describe ways your sustained investigation developed practice, experimentation, and revision.*

1	2	3
Visual evidence of practice, experimentation, and revision does not relate to a sustained investigation.	Visual and written evidence of practice, experimentation, and revision relates to a sustained investigation.	Visual evidence of practice, experimentation, and revision demonstrates development of the sustained investigation. AND Written evidence describes ways the sustained investigation developed through practice, experimentation, and revision.

Score Rationale

This portfolio earns a score of 2 because the visual and written evidence of practice, experimentation, and revision relates to a sustained investigation. The inquiry, “How can I use photography to capture juxtaposition of neglected items in nature?” is visually reinforced through consistent exploration of texture, space, and color in Images 3, 5, 7, 9, 11, and 13–15. In particular, Images 7, 11, and 13 show the interaction between man-made objects and nature reclaiming space. The written evidence describes exploration with “different tones, colors, and spacing” and mentions revising works by “comparing different uses of space, color, and texture,” which relates to the investigation. However, the explanation lacks specificity and does not clearly describe how particular decisions emerged from revision or experimentation. The consistent use of vertical format throughout the portfolio also limits the evidence of varied practice. Overall, while the portfolio reflects an inquiry-related approach, the written evidence does not fully demonstrate how the sustained investigation developed through practice, experimentation, and revision.

Summary: This portfolio earns a score of 2 because the visual and written evidence relates to a sustained investigation but does not fully demonstrate how it developed through practice, experimentation, and revision. While the idea is visually supported, the written reflection lacks clarity and specificity.



Image 3



Image 15

Sustained Investigation Score: • Row A: Score: 2 • **Row B: Score: 2** • Row C: Score: 2 • Row D: Score: 2