



2025 AP[®] 2-D Art and Design

Sustained Investigation

Analytic Scoring Rubric and Score Rationale

Row A—Score 1

Written Evidence

Sustained Investigation

Identify the inquiry that guided your sustained investigation.

Response:

When I started in AP Art, I had a hard time finding the inquiry that best suited my emotions or thoughts at the time. But I stumble upon one inquiry that caught my attention, "the people who fight for us, but we don't see". This inquiry work best for me as I noticed that people never think about the ones who spend their days and night, completing a goal that will shape the world in a positive manner, but are only know by a few. This having a deep meaning to me as it reflect my experience of seeing the little guy be the only sprouting truth, but is never seen till something big happens.

Describe ways your sustained investigation developed through practice, experimentation, and revision.

Response:

For the last 8 months, I have dedicated the most amount of time I am able to give, to making these 15 pieces of art that align with my inquiry. But to do this 15 times, I had to experiment in many ways. This was done utilizing many different types of tools, from pencil, marker, paint, to even oil pastel, and digital art. I used many art piece that never made the cut or was lacking it true potential, Revising them by using digital art to make them pop more, or using odd techniques to recreate them like meshing and mashing different piece of art together. Creating new Idea and art pieces.



Image 1

Sustained Investigation

Height: 8.5

Width: 11

Materials: Paper, Mechanical Pencil

Process(es):

Started by making the snake, then slowly adding things of meaning to those who have good eyes

Use of Digital Tool(s): No

Citation(s):

Staff Sgt. Steven McQueen Helmet



Image 2

Sustained Investigation

Height: 8.5

Width: 11

Materials:

Paper, Mechanical Pencil, Color Pencil

Process(es):

Created the symbol, then created the surrounding to give it extra meaning

Use of Digital Tool(s): No

Citation(s): Metal Gear 2 Peace Walker

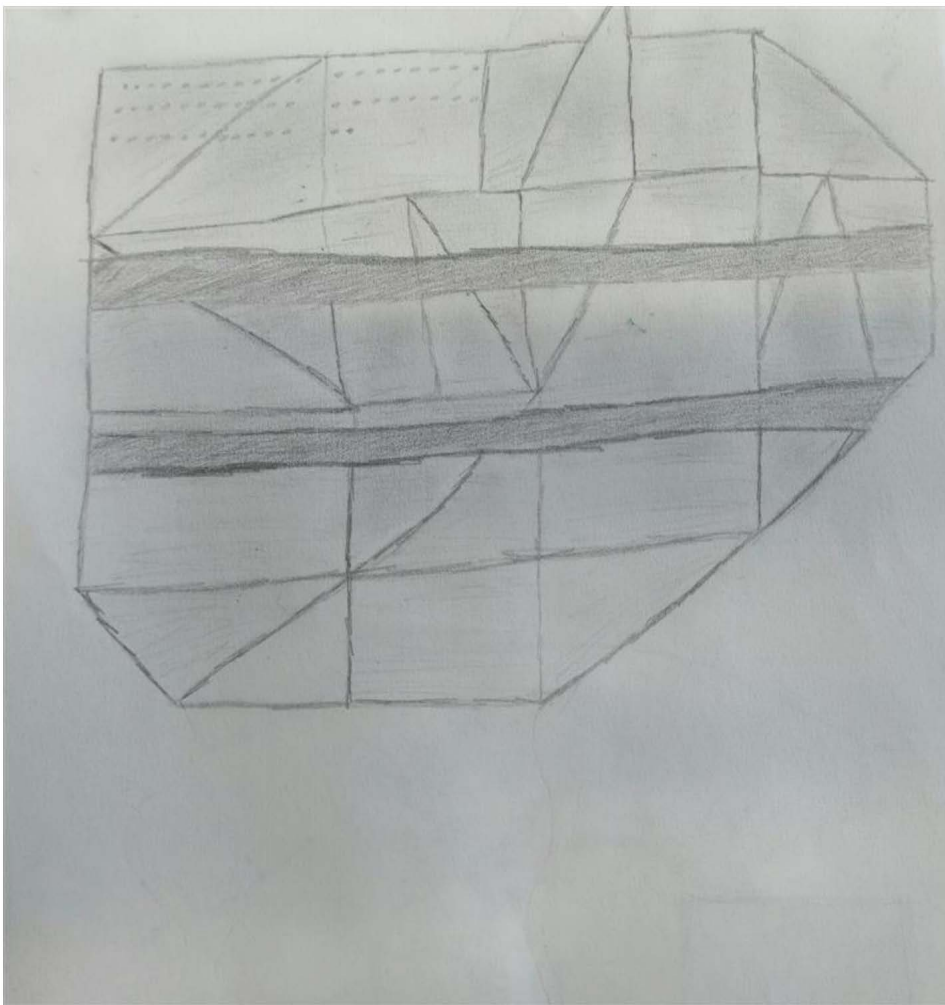


Image 3

Sustained Investigation

Height: 8.5

Width: 11

Materials: Paper, Mechanical Pencil

Process(es):

I Looked at a American flag and imagine a division like current, and then drew that onto the page

Use of Digital Tool(s): No

Citation(s): American Flag



Image 5

Sustained Investigation

Height: 8.5

Width: 11

Materials: Paper, Paint

Process(es):

I look at a image of a Eagle and thought of 2 dates of horrible times, and mashed it together

Use of Digital Tool(s): No

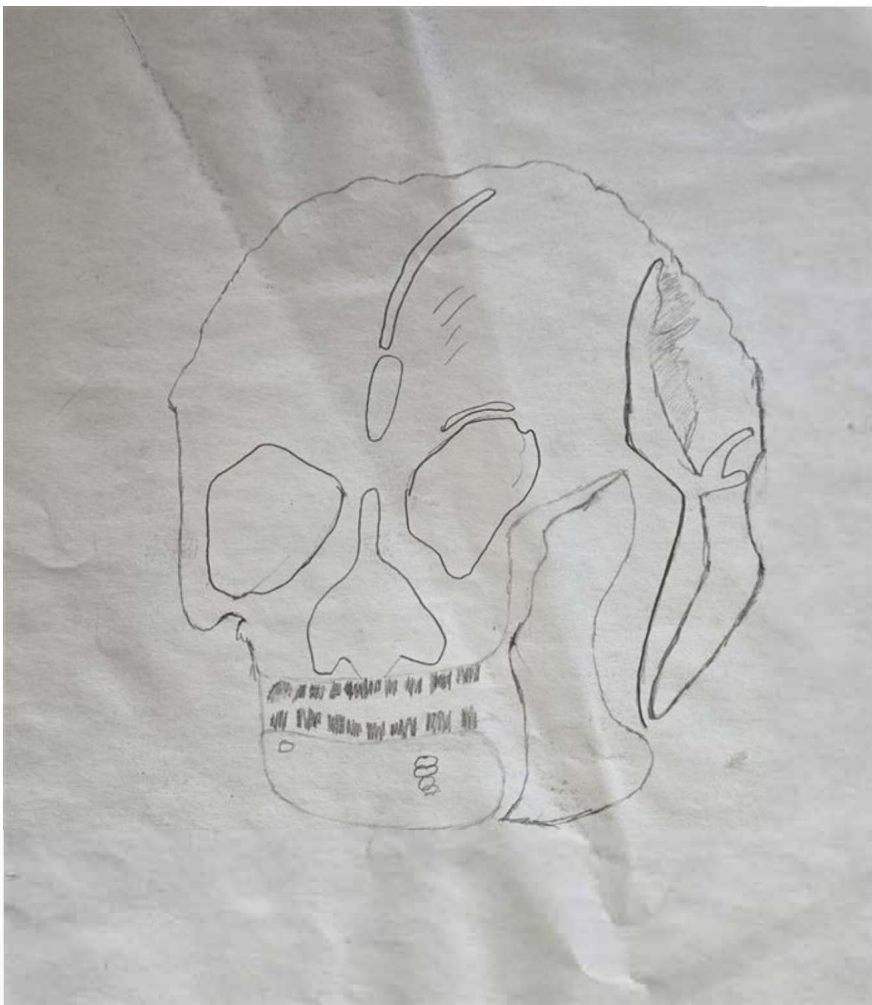


Image 6

Sustained Investigation

Height: 8.5

Width: 11

Materials: Paper, Mechanical pencil

Process(es):

Looked at image of health by the ancient Japanese, and use it to draw out the image

Use of Digital Tool(s): No

Citation(s): Ztuhjvy Beanie Store

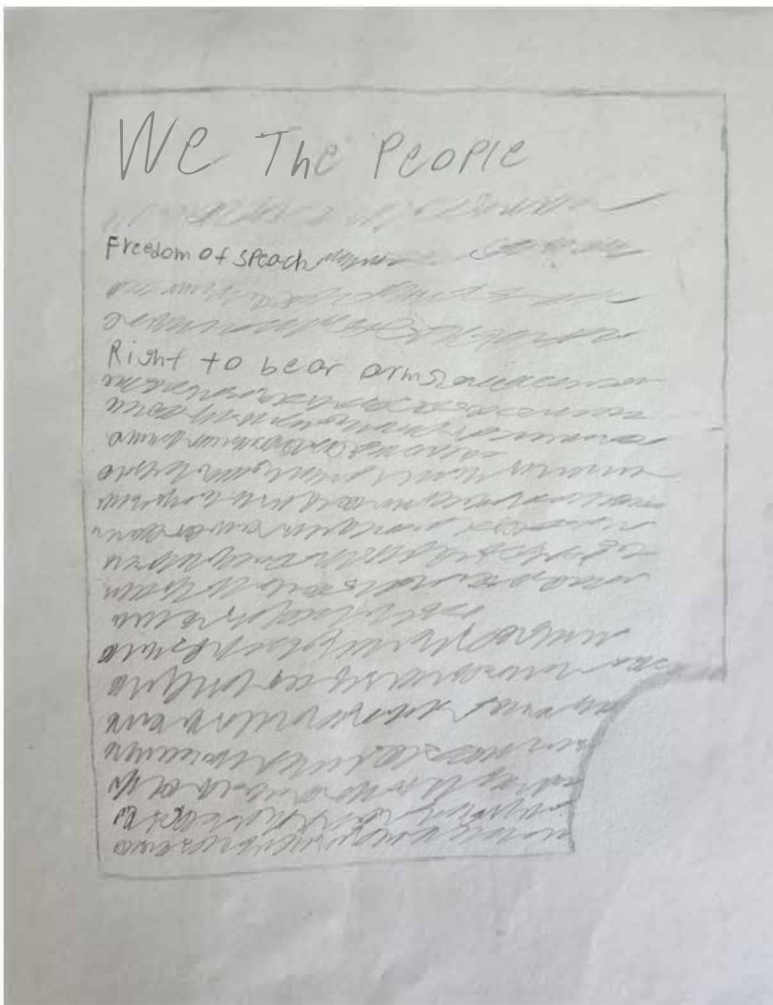


Image 7

Sustained Investigation

Height: 8.5

Width: 11

Materials: Paper, Mechanical Pencil

Process(es):

Look at the Constitution and thought of the destruction that Donald J Trump was bringing.

Use of Digital Tool(s): No

Citation(s): The constitution

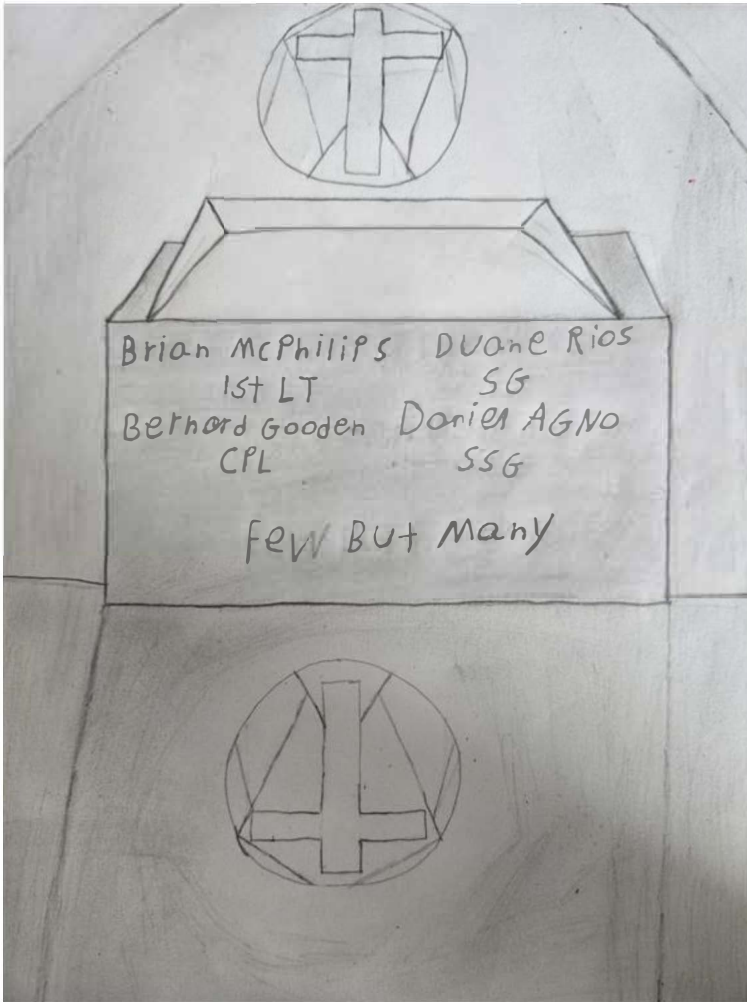


Image 8

Sustained Investigation

Height: 8.5

Width: 11

Materials: Paper, Mechanical Paper

Process(es):

Look at a report of a set of soldiers that

Served to their death, and drew a
memorial based on other

Use of Digital Tool(s): No

Citation(s): Archives.Gov




Image 9

Sustained Investigation

Height: 8.5

Width: 11

Materials: Paper, Mechanical Pencil

Process(es):

Revised Image 3, to add more to the
Idea of a shattered America

Use of Digital Tool(s): No

Citation(s): American Flag



Image 10

Sustained Investigation

Height: 8.5

Width: 11

Materials:

Paper, Red Paper, Black Paper, Gray
Paper, Mechanical Pencil

Process(es):

Used Image 4 and revised it to look
more of my image in my head

Use of Digital Tool(s): Yes

Digital Tool(s) used: IbsPaint

Citation(s): 408 CheyTec




Image 11

Sustained Investigation

Height: 8.5

Width: 11

Materials: Paper, Mechanical Pencil

Process(es):

I started with a Eagle, and then started to make a drawn paper in which I decided to have divide on.

Use of Digital Tool(s): No




Image 12

Sustained Investigation

Height: 8.5

Width: 11

Materials:

Paper, Mechanical Pencil, Marker

Process(es):

I draw a American flag leaving a hole in the middle. Then made Fire in the whole and around it.

Use of Digital Tool(s): No

Citation(s): American Flag



Image 13

Sustained Investigation

Height: 8.5

Width: 11

Materials:

Paper, Paint, Mechanical pencil

Process(es):

Draw out a Gavel and then painted it onto paper and added a base for it to slam to

Use of Digital Tool(s): No



Image 14

Sustained Investigation

Height: 8.5

Width: 11

Materials:

Paper, Color Pencil, black Chalk, Paper
Clip

Process(es):

Color Pencil to draw color in various
manners use black chalk to cover it and
a paper clip to draw

Use of Digital Tool(s): No




Image 15

Sustained Investigation

Height: 8.5

Width: 11

Materials:

Black Paper, White Chalk, hand for smearing

Process(es):

Draw a youtube icon and then use bit of Pink Floyd to symbolize many thing like freedom on press.

Use of Digital Tool(s): No

Citation(s):

Pink Floyd The Wall, Dark Side Of The Moon, Youtube Icon

Analytic Scoring Rubric Row A: Inquiry

Writing Prompt 1: *Identify the inquiry that guided your sustained investigation.*

1	2	3
Written evidence does not identify an inquiry.	Written evidence identifies an inquiry AND Visual evidence demonstrates the inquiry.	Written evidence identifies an inquiry. AND Visual evidence demonstrates the inquiry. AND The inquiry guides the development of the sustained investigation.

Score Rationale

This response earns a score of 1 because the written evidence does not identify an inquiry. Although it refers to “the people who fight for us, but we don’t see,” the statement does not present any questioning to guide exploration or discovery. Instead, the response reflects a broad theme rather than an inquiry-driven investigation. Additionally, there is no consistent visual evidence of an inquiry across the 15 images. For example, in Image 11, the eagle and the word “Divide” lack a clear connection to the stated focus. In Image 13, the painting of a gavel and base does not demonstrate or develop the idea of unseen contributors or question their roles. The written and visual components do not establish or explore a guiding inquiry.

Summary: This portfolio earns a score of 1 because the written evidence does not identify an inquiry, and the visual evidence does not demonstrate one. The response presents a broad theme without clear questioning or sustained investigation.




Image 11



Image 13

Sustained Investigation Score: • **Row A: Score: 1** • Row B: Score 1 • Row C: Score: 1 • Row D: Score: 1