



2024 AP[®] Drawing Art and Design

Sustained Investigation

Analytic Scoring Rubric and Score Rationale

Row D–Score 3

Written Evidence

Sustained Investigation

Identify the inquiry that guided your sustained investigation.

Response:

How can I demonstrate my self-exploration through the evolution of my hair? Going from a relaxed hair texture to a coarse texture, my hair growth built a stronger relationship with myself and my self-care process(1,5,6,9,13). I explored the change in perspective of washing(7), detangling(8), and styling my hair (1,15). I also explored the specific products I had to use due to the change of hair texture(5,8,11). While (1,6,7,9,10) explored the stigma of styling and handling coarser hair types (natural hair), (3,5,8,11) focused on the new products and utensils I'll use for new hair type.

Describe ways your sustained investigation developed through practice, experimentation, and revision.

Response:

I practiced and researched through Sktbk exploration and reference photos (1,6,9), and exp.w/art techniques(2,3,4). Exp.w/materials to show texture and depth(4,7,9,10), layeredcollage to show true acceptance & markmaking (11,12).Through teacher/selfcritics, revised pieces to develop value(14,15,11), color& mark-making (7,11,13,).Ex.added pastel colors for dimensionofbubbles(13),used advanced techniques to highlight different products(11), showed synthesis through the types of materials used(3,4,10,13) to show a common product used for hair growth,newproducts for wash day,& used my actual hair.



**Mindmap,
Sketchbook
Planning, & 1st
Experiment piece
Based on Question**

Image 1

Sustained Investigation

Height: 9

Width: 12

Depth: na

Materials:

sktbk focused on exploring my investigation through media research

Process(es):

investigation of hair representation in history; colorpencil piece to exp. w/struggles of naturalhair

Citation(s):

All references are from my personal photography

Image 2

Sustained Investigation

Height: na

Width: na

Depth: na

Materials:

bamboo pole, india ink and charcoal

Process(es):

Markmaking Experimentation using
linework; exp. w/tools and mediums
using india ink and charcoal

Citation(s): Drawn from life model





Image 3

Sustained Investigation

Height: 20

Width: 16

Depth: na

Materials:

bamboo pole, india ink; experimented w/
loose expressive mark-making to show
pattern

Process(es):

Markmaking Experimentation using
linework Revised to add color & variety
of marks on surface

Citation(s): Drawn from life model

Image 4

Sustained Investigation

Height: na

Width: na

Depth: na

Materials:

Linoleum relief stamps printed on Paper
made w/ dried rosemary; infused
w/ hair growth herb 4 synthesis

Process(es):

Wanted to explore mark-making of
linoleum; created images of hair
products for detangling

Citation(s):

Image-based on personal photos I took
myself and free-hand drawing





Image 5

Sustained Investigation

Height: 16

Width: 20

Depth: 0

Materials:

acrylic on canvas used stillife of hair
product composed of birds to symbolize
life and death



Process(es):

juxtaposed life and death through the
death and rebirth of my natural hair
through comp. and color

Citation(s):

Image-based on personal photos I took
myself

Sketchbook Planning



Before Revision of colors on bubbles

Underpainting



Details after Revision



Image 6

Sustained Investigation

Height: na

Width: na

Depth: na

Materials:

Acrylic paint and acrylic medium; used acrylic medium to fill negative space to simulate bubbles

Process(es):

composition explored in Sktbk, revised color of bubbles after to show more dimension and texture

Citation(s):

Image-based on personal photos I took myself



Image 7

Sustained Investigation

Height: 20

Width: 16

Depth: 0

Materials:

Acrylic paint and acrylic medium;
revised colors for brighter contrasting
effect

Process(es):

acrylic medium to show depth,
markmaking, and texture; brightened
colors to create a stronger contrast

Citation(s):

Image-based on personal photos I took
myself



Image 8

Sustained Investigation

Height: 20

Width: 16

Depth: 0

Materials: acrylic on canvas

Process(es):

exploration of depth and perspective,
exp. with color and composition

Citation(s):

Image-based on personal photos I took
myself



Image 9

Sustained Investigation

Height: na

Width: na

Depth: na

Materials:

Shampoo Bottles, Acrylic Paint, Colored Pencil;

Process(es):

Sketbk focused on movement and gestural strokes to convey the journey of my self-exploration

Citation(s):

Image-based on personal photos I took myself



Image 10

Sustained Investigation

Height: 12

Width: 6

Depth: 5

Materials:

Shampoo Bottles, Acrylic Paint, Colored Pencil; used shampoo bottles to exp. with different surfaces

Process(es):

synthesis of shampoo bottle to show use of materials ;used colorpencil to show texture of bottles

Citation(s):

Image-based on personal photos I took myself

Image 11

Sustained Investigation

Height: 14

Width: 11

Depth: na

Materials:

Lino print with multicolored cardstock;
used different colors to show diff brands
of hair products

Process(es):

used mark-making in lino to show value;
revised w/chine colle' to show contrast
w/my mark-making

Citation(s):

Image-based on personal photos I took
myself

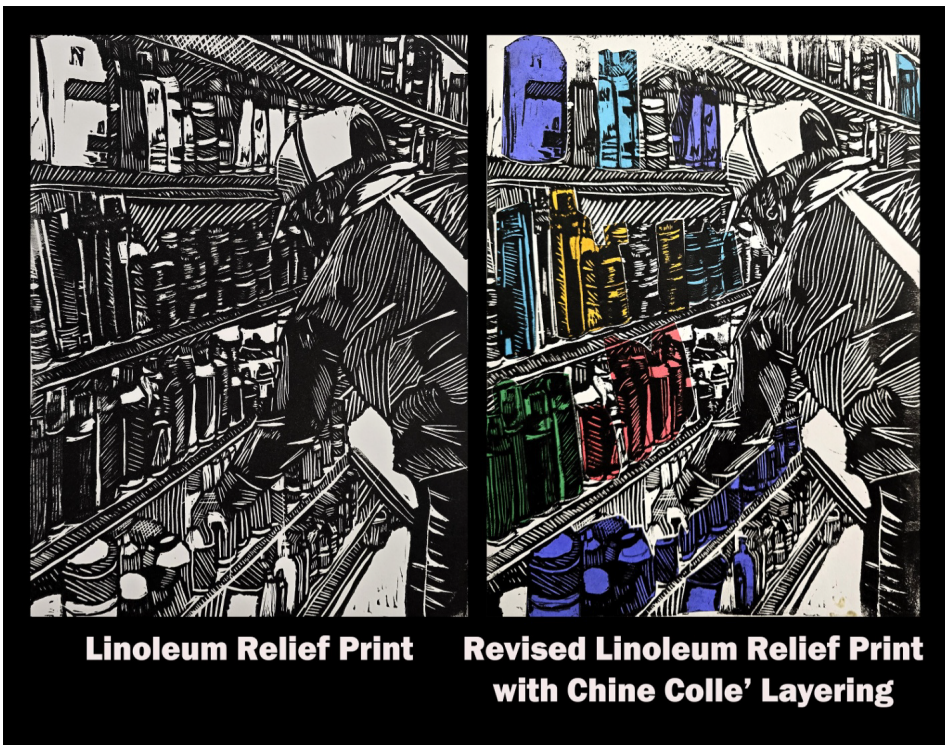


Image 12

Sustained Investigation

Height: na

Width: na

Depth: na

Materials:

acrylic paint, layered paper, crochet kinky-twist hair; exp. with stencils and mark-making tools

Process(es):

used collaged ppr & layered stencils to create markmaking in the bkg; revised w/humanhair for movement

Citation(s):

Bottom paper layer made out of National Geographic magazine pages before covered in paint.



**Before Human Hair
Revision**

**Underlayer of Paper,
Handcut stencils,
paint, markmaking
tools, and fluid ink.**



Image 13

Sustained Investigation

Height: 16

Width: 20

Depth: 2

Materials:

acrylic paint, ppr, crochet kinky-twist hair; real hair to integrate the reality of my exploration

Process(es):

Layered background; synthesized using real hair to enhance movement

Citation(s):

Image-based on personal photos I took myself



Image 14

Sustained Investigation

Height: na

Width: na

Depth: na

Materials:

acrylic on cardboard, balsa wood frame, scratchboard; exp. w/materials wto

Process(es):

scratchboard to show mark-making and value; used acrylic on cardboard to show depth and perspective

Citation(s):

Image-based on personal photos I took myself



Image 15

Sustained Investigation

Height: 16

Width: 19

Depth: 1

Materials:

acrylic on cardboard, balsa wood frame, scratchboard;

Process(es):

scratchboard to show mark-making and value; revised frame to add comb to synthesize the products use

Citation(s):

Image-based on personal photos I took myself

Analytic Scoring Rubric Row D: Drawing Skills

1	2	3
<i>Visual</i> evidence of rudimentary and moderate Drawing skills.	<i>Visual</i> evidence of moderate and good Drawing skills.	<i>Visual</i> evidence of good and advanced Drawing skills.

Score Rationale

This sustained investigation demonstrates self-exploration throughout the evolution of hair. There is substantial visual and written evidence of good and advanced drawing skills throughout this portfolio. The finished Images (3, 5, 7–8, 10–11, 13, and 15) demonstrate manipulation of various materials and media, showcasing versatility and adaptability in exploring mark-based, printed, and painterly approaches to gesture, color, composition, contrast, light/shade, form, texture, and space.

Skillfully developed compositions are evident in finished works throughout this portfolio, and sketchbook pages demonstrate careful consideration of materials, processes, and ideas in connection to the stated inquiry.

While some of the planning images and process work for this portfolio demonstrate good or proficient drawing skills (Images 1–3), the planning and process images further enhance the practice and development of advanced drawing skills with a personal voice creating energy and play throughout this collection in Images 5, 7, 9, 11, 13, and 15. The preponderance of visual evidence is good to advanced Drawing skills in this sustained investigation.



Image 9



Image 15