



2024 AP[®] Drawing Art and Design

Sustained Investigation

Analytic Scoring Rubric and Score Rationale

Row B–Score 3

Written Evidence

Sustained Investigation

Identify the inquiry that guided your sustained investigation.

Response:

The inquiry guiding my sustained investigation is how does impermanence show up in my life? With the advent of senior year I wanted to reflect on the fleeting nature of life at a time when so much is changing. And being a Buddhist, the concept of impermanence is something I'm taught to consider as a pillar of life. Through meditation there is reflection on the present. As a show of impermanence all my pieces are erasable (aside from the hair-dye piece). My sustained investigation aims to value the present, the transience of self, and the fragility of life and my childhood as a whole.

Describe ways your sustained investigation developed through practice, experimentation, and revision.

Response:

Experimentation was the inspiration behind each piece. Whiteboard art is a novel medium for me, and it was a challenge to figure out how to render in dry-erase without issue (ie it erasing itself). Painting in hair dye also took practice, being that its more opaque and faded when exposed to excess sun. Each new medium demanded practice. In terms of revision works 12 and 6 underwent the most changes. I completely shifted from acrylic and water color paint on mirror to wet erase marker. The decision to introduce color to my investigation was also a revision, as it was intended to be gray scale.



Image 1

Sustained Investigation

Height: 11

Width: 8.5

Materials: Dry Erase Marker

Process(es):

Expomarker+dry erase board = fade
away easily, car rides w bro = precious
moment that fades easily



Image 2

Sustained Investigation

Height: 11

Width: 8.5

Materials: Dry Erase Marker

Process(es):

The process of erasure = synthesis, how art/memories are valued but memories fade/ are fragile



Image 3

Sustained Investigation

Height: 11

Width: 8.5

Materials: Dry Erase Marker

Process(es):

Emotions/pain fleeting = pain of School
fleeting, dry erase = fleeting, fading
figure and background




Image 4

Sustained Investigation

Height: 11

Width: 8.5

Materials:

Dry Erase marker to show transience

Process(es):

Process of erasure of a memory for
synthesis, erasure of moment =
transience of emotion/moments fade




Image 5

Sustained Investigation

Height: 10

Width: 7

Materials: Dry Erase Marker

Process(es):

Brother and mom laughing is rare/precious, dry erase = go away easily, this moment = go away easily



Image 6

Sustained Investigation

Height: 11

Width: 8.5

Materials: Eraser

Process(es):

Erasure as synthesis, memories will fade, moments will fade, inevitable yet sad/lead up of life/art




Image 7

Sustained Investigation

Height: 5

Width: 3.5

Depth: 7

Materials:

Plexi Glass, Chalk Marker (erasable),
Sharpie, all erasable except sharpie
(sharpie = death)

Process(es):

Green colors=plant growth layer of
growth from baby to now, progress to
dead death=permanent=sharpie



Image 8

Sustained Investigation

Height: 5

Width: 3.5

Depth: 7

Materials:

Acrylic (at first), chalk marker, sharpie, and dry erase

Process(es):

Used acrylic on plexi Glass at first, moved to chalk marker, had to peel off first layer of plastic



Image 9

Sustained Investigation

Height: 16

Width: 12

Materials:

Purple Hair Dye to show synthesis
between identity + hair growth changing

Process(es):

Hair=life constantly grows cut changes,
purple=fav color from kid to now, identity
change thru hair




Image 10

Sustained Investigation

Height: 16

Width: 12

Materials:

Purple Hair Dye faded from exposure to sunlight

Process(es):

Self=constantly changing, identity fades/is reborn like hair dye, need to re-dye, hair+self grows




Image 11

Sustained Investigation

Height: 16

Width: 12

Materials:

Using my hair to paint my hair as
synthesis

Process(es):

Painting my portrait's hair with my hair,
process dyed my hair slightly = art
affects my life




Image 12

Sustained Investigation

Height: 8.5

Width: 11

Materials: Dry Erase Marker

Process(es):

Family warmth happy together=fleeting,

family dinner special as brother grows

dry erase=fade easily

Image 13

Sustained Investigation

Height: 30

Width: 12

Materials:

Erasable Chalk Marker and wet erase marker, iridescent mirror

Process(es):

self constantly changing, mirror=self
now, color/fig = changing identity, frames
= snapshots in time



Image 14

Sustained Investigation

Height: n/a

Width: n/a

Materials:

watercolor on iridescent mirror,
watercolor and gouache on plastic film,
wet erase on plastic film

Process(es):

Practiced/experimented with different
materials on different surfaces, washed
it away, tried again






Image 15

Sustained Investigation

Height: 16

Width: 24

Materials:

Chalk Marker (erasable), dry erase marker, wet erase marker, iridescent cling wrap (for canvas)

Process(es):

After funeral of mom's friend =
importance of mom,
sunset=fleeting+materials, mom in
sunset colors

Analytic Scoring Rubric Row B: Practice, Experimentation, and Revision

Writing Prompt 2: Describe ways your sustained investigation developed practice, experimentation, and revision.

1	2	3
<i>Visual</i> evidence of practice, experimentation, and revision does not relate to a sustained investigation.	<i>Visual</i> and <i>written</i> evidence of practice, experimentation, and revision relates to a sustained investigation.	<i>Visual</i> evidence of practice, experimentation, and revision demonstrates development of the sustained investigation. AND <i>Written</i> evidence describes ways the sustained investigation developed through practice, experimentation, and revision.

Score Rationale

This portfolio questions “how does impermanence show up in my life?” during “the advent of senior year” to “reflect on the fleeting nature of life.” Through carefully documented visual and written evidence of practice, experimentation, and revision using erasable materials like chalk markers, dry-erase markers, and erasers, this sustained investigation demonstrates development and achieved a score point of 3 in Row B.

Multiple images in this portfolio demonstrate practice using new materials to illustrate the passage of. Notably, Images 9, 10, and 11 show practice “Painting my portrait’s hair with my hair” to

explore/develop a sense of “Self = constantly changing, identity fades/is reborn like hair dye, need to re-dye, hair + self grows.”

Images 7 and 8 demonstrate experimentation with a diverse range of temporary and erasable materials, such as green, erasable chalk marker representing growth, to more permanent, unforgiving materials, such as black Sharpie marker representing death, which span across eight plexiglass panels.

Writing Prompt 2 states revision in “Images 12 and 6 underwent the most changes” and is visually evident in Images 2, 4, and 6, where whiteboard drawings of precious memories, some depicting sadness are well documented in a series of stills(?). Furthermore, Writing Prompt 2 states, “I completely shifted from acrylic and watercolor paint on the mirror to wet erase marker. The decision to introduce color to my investigation was also a revision, as it was intended to be grayscale.” This is evident in Image 14 which, in addition to showing revision, shows both practice and experimentation “with different materials on different surfaces, washed it away, tried again.”



Image 6



Image 10