



2024 AP[®] 2-D Art and Design

Sustained Investigation

Analytic Scoring Rubric and Score Rationale

Row D–Score 3

Written Evidence

Sustained Investigation

Identify the inquiry that guided your sustained investigation.

Response:

I've always found emotion and human expression to be a fascinating subject—and thus, a part of my work I always aspire to include. Despite my interest, I've always been nervous about taking up projects involving more than one person in the frame or those that delve too deeply into the complexities of human feeling. Recently, I have wanted to challenge myself by exploring more thoughtful ideas and creating visceral works involving interaction. AP art was a wonderful opportunity to investigate this subject and elaborate on my core inquiry: how does interaction influence emotions?

Describe ways your sustained investigation developed through practice, experimentation, and revision.

Response:

Originally, I intended to show figures directly interacting in each SI piece, primarily focusing on combining multiple pictures into a scene and developing depth in a 2D space. After a few works, I expanded my thoughts about human interaction to less concrete ideas such as technology, music, the dark, and oneself. Research became far more important with this line of investigation, and I now find it invaluable in the creative process. Despite this change, I continued to develop my starting goals, reflecting on my life experiences by combining materials and images in ways that were new to me.



Image 1

Sustained Investigation

Height: 14

Width: 11

Materials: Acrylic on canvas

Process(es):

Combining reference photos of interaction between animals and the people that adore them



Image 2

Sustained Investigation

Height: 10

Width: 8

Materials: Watercolor on paper

Process(es):

Layering and emphasizing colors to showcase the joy of connection between a mother and daughter

Citation(s):

Permission for the photo from my friend's brother, captured with his love for his fiancée and child



Image 3

Sustained Investigation

Height: 24

Width: 18

Materials: Oil on canvas

Process(es):

Combines references with organic forms to comment on sibling love and give-and-take in relationships



Image 4

Sustained Investigation

Height: 8

Width: 5

Materials: Oil pastel on recycled paper

Process(es):

A jumbled frenzy of references depicting various interactions between my family and our dogs

Image 5

Sustained Investigation

Height: 9

Width: 7

Materials:

Watercolor, gouache, graphite, and ink on paper

Process(es):

Created a mind map for SI 6, Ode to Pam, a testament to music and how it brings people together

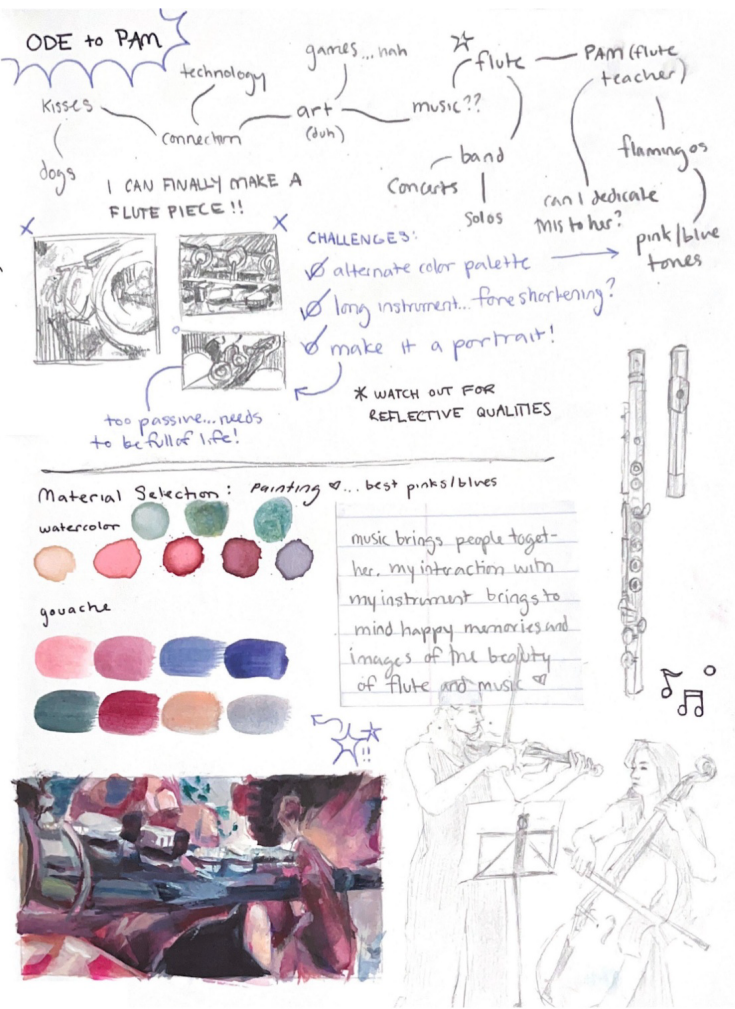




Image 6

Sustained Investigation

Height: 9

Width: 18

Materials: Gouache on paper

Process(es):

A recreation of past failed flute pieces with foreshortening and saturation for visual interest



Image 7

Sustained Investigation

Height: 9

Width: 12

Materials: Colored pencil on toned paper

Process(es):

Depicting childhood fear using a juxtaposition of warm and cool colors, expression, and symbolism



Image 8

Sustained Investigation

Height: 11

Width: 14

Materials: Acrylic on canvas

Process(es):

Show the physicality of words in an argument by revisiting the combination of images without editing

Citation(s): Breakup I



Image 9

Sustained Investigation

Height: 8

Width: 12

Materials:

Charcoal and colored pencils on paper

Process(es):

Illustrate a first breakup by overlapping images to demonstrate feeling knocked off of one's axis

Citation(s): Breakup II



Image 10

Sustained Investigation

Height: 36

Width: 24

Materials: Acrylic on canvas

Process(es):

Background experimentation for the closeness and comfort one can find in a digital space



Image 11

Sustained Investigation

Height: 27

Width: 22

Materials:

Oil pastel on toned paper, digital background

Process(es):

The vulnerability that comes with stepping out of my shell assisted by the people closest to me

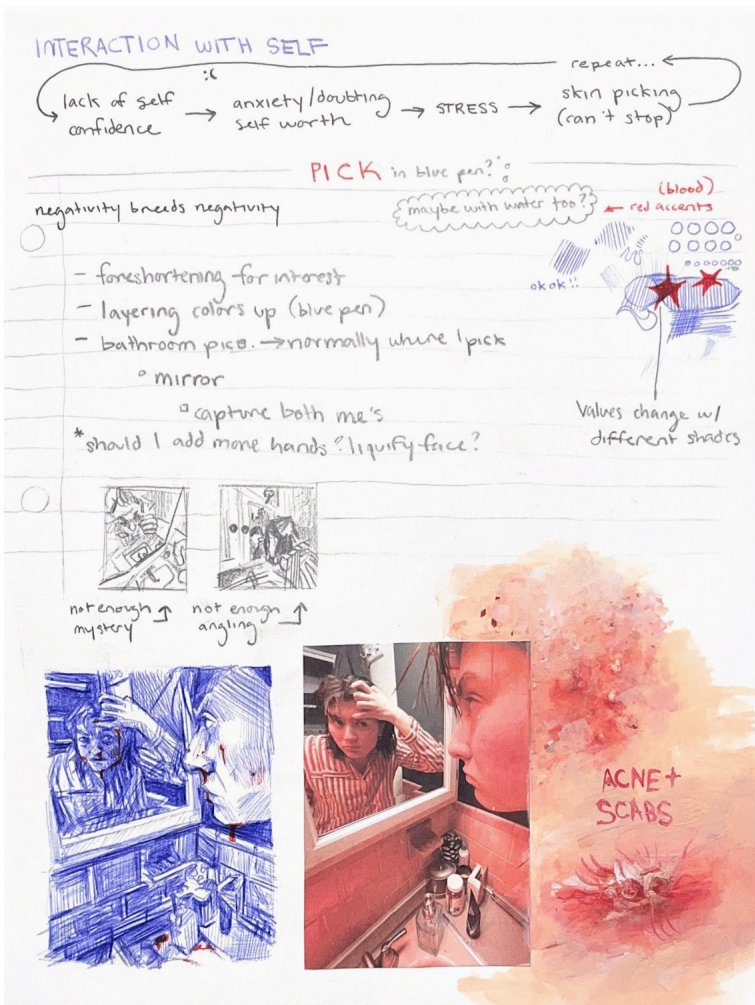


Image 12

Sustained Investigation

Height: 9

Width: 7

Materials:

Blue and red pens, graphite, and gouache on paper

Process(es):

The plan for SI 13, Pick, a piece about my self-image and harmful interaction with my focus and self



Image 13

Sustained Investigation

Height: 7

Width: 5


Materials: Blue and red pen on paper

Process(es):

Contrasting values and blue-red tones to demonstrate the need to harm oneself to take back control

SI#15 - "Please Stay"

REFERENCE SHOOT w/ ALLAN
trust • safety • connection • ♡




I want to use a buildup of fabric & paint to show variations of color & transparency — representative of my complex emotional attachment to my best friend. Originally, I intended to water down acrylic paint over fabric, but small experiments proved the type not suited for it.

This was my second attempt:



I reused old fabric and experimented with layering and depth with it and gouache.
... BUT I WANTED MORE LAYERING!



How is my close attachment with my best friend seen negatively by others?

Image 14

Sustained Investigation

Height: 8

Width: 12

Materials: Photographs on digital canvas

Process(es):

Documentation of material

experimentation and new processes in

SI 15, Please Stay



Image 15

Sustained Investigation

Height: 10

Width: 8

Materials:

Gouache, felt, graphite, and marker on fabric

Process(es):

Build up and removal of fabric, gouache, and thread to depict complexities of emotional attachment

Analytic Scoring Rubric Row D: 2-D Art and Design Skills

| 1 | 2 | 3 |
|--|---|---|
| Visual evidence of rudimentary and moderate 2-D skills. | Visual evidence of moderate and good 2-D skills. | Visual evidence of good and advanced 2-D skills. |

Score Rationale

This portfolio shows visual evidence of advanced 2-D skills employed from one work to the next. Photographs demonstrate transformation through sketches and complex compositional arrangements.

Images 1 and 3 skillfully apply two-dimensional skills such as line, shape, plane, space, color, and value. In Image 3, the warm and cool colors, dark and light shades, integrate seamlessly with the lines, creating a composition that exudes movement and rhythm.

Image 11 contains many elements in the two-dimensional design at the advanced level. The segments of the body, some in white outlines and others in solid oil pastel shadings, are supported well with the soft lines drawn in the digital background. The application of two-dimensional elements and principles such as form in space with contrast and repetition shows advanced two-dimensional design skills.

Image 15 masterfully weaves a visual narrative using line, shape, value, texture, and color. The diagonal placement of the scissor and the curve thread transform a stable symmetrical balance into a dynamic composition, engaging the viewer in the story being told.

The sophisticated use of the 2-D skills in this portfolio achieves high accomplishment, with visual evidence of good and advanced 2-D skills, which earned a score of 3 for Row D.



Image 3



Image 11