



# **2024 AP<sup>®</sup> 2-D Art and Design**

**Sustained Investigation**

**Analytic Scoring Rubric and Score Rationale**

**Row D–Score 1**

# Written Evidence

## Sustained Investigation

Identify the inquiry that guided your sustained investigation.

Response:

Doodles was what made me expand on doing abstract art. My doodles consist of a lot of shapes that were circular like an eyeball, balloons, swirls, and apples. It's a way of coping for me with the monotony of being in class. I began to see how my doodles represented something bigger than just mindless marks on the side of a page. I use a lot of lines, shapes, and colors to create my compositions. I do a lot of repetition with my shapes and colors to create balance and harmony. I think of doodles as a type of abstraction that represents my monotonous life.

Describe ways your sustained investigation developed through practice, experimentation, and revision.

Response:

When I first started doing abstract art I did all kinds of different things like all of my shapes never looked the same, each one would look different and had its own unique touch. I use repetition as a way to make everything feel cellular and unified, like a color field painting. I use bright colors to represent my happiness and joy. I started with color palettes that were multichromatic. Over time I moved into monochromatic to focus on one color having a specific energy. I see abstraction now as more of a representation of how I can be expressive through movement and energy.



# Image 1

Sustained Investigation

Height: 11

Width: 8.5

Materials: color pencils, sketch paper

Process(es):

Colored the background with several colors in with a variety of shapes on top



## Image 2

Sustained Investigation

Height: 11.5

Width: 8.5

Materials: marker on paper

Process(es):

drew and colored the the circle with  
shapes around them and cut around it



## Image 3

Sustained Investigation

Height: 8.4

Width: 7.2


Materials: color pencils on paper

Process(es):

drew and colored the flowers first and

left the line in circles for in the

background for last



## Image 4

Sustained Investigation

Height: 10

Width: 8

Materials: acrylic paint on canvas

Process(es):

first painted the background color gray  
and began adding the red circles and  
added black for last



## Image 5

Sustained Investigation

Height: 14

Width: 11

Materials: acrylic paint on canvas

Process(es):

Painted the background color blue and started painting the fruit and then adding the circles last



## Image 6

Sustained Investigation

Height: 9.8

Width: 11.5

Materials: watercolor on paper

Process(es):

started on mushrooms, then added a river and left the background for last





## Image 7

Sustained Investigation

Height: 10.7

Width: 7.25

Materials: watercolor on paper

Process(es):

created shapes that form together and  
circles inside



## Image 8

Sustained Investigation

Height: 10

Width: 8

Materials: acrylic paint on canva

Process(es):

started with red and blue background  
then the purple swirls with white on top  
of it



## Image 9

Sustained Investigation

Height: 10.7

Width: 7.6

Materials: watercolor on paper

Process(es):

pink background first with circles and shapes surrounding one another



## Image 10

Sustained Investigation


Height: 11

Width: 9.25

Materials: magazine cut outs on paper

Process(es):

formed the cut outs together with focal point being the people with the baby



## Image 11

Sustained Investigation

Height: 11

Width: 8.5

Materials: pencil on paper

Process(es):

created shapes and blended them out



## Image 12

Sustained Investigation

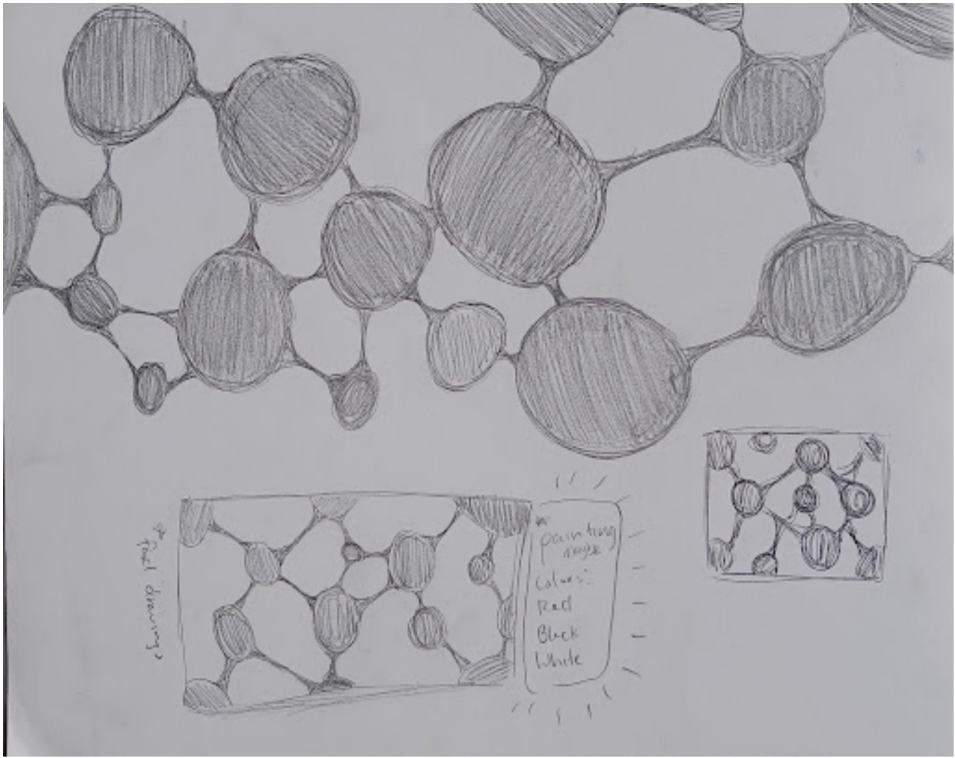
Height: 8.5

Width: 11.5

Materials: watercolor on paper

Process(es):

started with pink background and made  
the flowers with different colors



# Image 13

Sustained Investigation

Height: 8.5

Width: 11

Materials: pencil on paper

Process(es):

planning piece for work 4, started with big and small circles and made them all connect to each other



## Image 14

Sustained Investigation

Height: 11

Width: 8.5

Materials: pencil on paper

Process(es):

planning piece for work 2 and began with the big circles with the smaller circles surrounding it

Colors!  
• blue - red  
• green  
• cut it at  
color primarily not  
paint





## Image 15

Sustained Investigation

Height: 11.5

Width: 8.5

Materials: watercolor on paper

Process(es):

created pink background and added shapes and lines and color to it

Analytic Scoring Rubric Row D: 2-D Art and Design Skills		
1	2	3
Visual evidence of <b>rudimentary and moderate</b> 2-D skills.	Visual evidence of <b>moderate and good</b> 2-D skills.	Visual evidence of <b>good and advanced</b> 2-D skills.

### Score Rationale

In Image 3, the background is a simple repetition of lines creating a pattern. Foreground flowers and leaves are presented with minimal value and texture. Rudimentary round organic shapes are used repeatedly in many works, such as Images 2, 4, 5, 6, and 13, with minimal consideration of 2-D skills such as figure/ground relationship, balance, and movement.

In Image 15, the watercolor brush creates the same thickness of brushstrokes throughout the design and lacks variety. Although there are attempts at rhythm, movement, and figure/ground relationship, further 2-D skills consideration might include emphasis, color, layer, variety, and unity. Overall, the visual evidence in this portfolio shows rudimentary and moderate 2-D skills.



Image 3



Image 15