



2024 AP[®] 2-D Art and Design

Sustained Investigation

Analytic Scoring Rubric and Score Rationale

Row A–Score 2

Written Evidence

Sustained Investigation

Identify the inquiry that guided your sustained investigation.

Response:

As you walk through a field, forest, or meadow, it is easy to miss the magic of the microscopic organisms that keep this world beautiful. There would not be any pretty flowers or expansive trees without the many insects that work to pollinate them. I decided to conduct an investigation in the lives of honeybees and their complex social lives in the hive. Additionally, while working on this investigation, the hive I was photographing died which added a somber tone to some of my pieces, but also gave me a much clearer view into the fragility of pollinators and the ecosystems that rely on them.

Describe ways your sustained investigation developed through practice, experimentation, and revision.

Response:

My portfolio displays a wealth of experimentation, revision, and honing of the skills needed to take such detailed photos at the scale these insects live at. For each final picture, I had to re-shoot the scene many times. This often meant losing out on opportunities for interesting images as the subjects in these scenes change from one second to another. Throughout my investigation, I was forced to work around the very challenging parameters that come with shooting at this scale. I also learned many new post production editing techniques necessary to achieve specific results.



Image 1

Sustained Investigation

Height: 9.33

Width: 14

Materials:

TAMRON SP 90mm F/2.8 Di VC USD
MACRO1:1 F004 Canon EOS 7D Mark
II Adobe Lightroom Hive Frame Stand

Process(es):

Frame stand to get correct angle and
light, cropped, tonal edits, light edits,
diffused light



Image 2

Sustained Investigation

Height: 11

Width: 7.6

Materials:

TAMRON SP 90mm F/2.8 Di VC USD

MACRO1:1 F004 Canon EOS 7D Mark

II Adobe Lightroom Hive Frame Stand

Process(es):

Frame stand to get correct angle and light, cropped, tonal edits, light edits, enhanced light



Image 3

Sustained Investigation

Height: 12

Width: 8

Materials:

TAMRON SP 90mm F/2.8 Di VC USD

MACRO1:1 F004 Canon EOS 7D Mark

II Adobe Lightroom

Process(es):

Used lines in petals to draw the eye
towards the base of the flower, cropping,
tonal and light edits

Image 4

Sustained Investigation

Height: 8.8

Width: 11

Materials:

TAMRON SP 90mm F/2.8 Di VC USD
MACRO1:1 F004 Canon EOS 7D Mark
II Adobe Lightroom and Photoshop

Process(es):

Focus stacked four different focal length
pictures; created one composite piece
with wider focus






Image 5

Sustained Investigation

Height: 9.1

Width: 13

Materials:

TAMRON SP 90mm F/2.8 Di VC USD

MACRO1:1 F004 Canon EOS 7D Mark

II Adobe Lightroom Hive Frame Stand

Process(es):

Light diffuser, cropping to accentuate

subjects, tonal edits, fore and

background lighting edits




Image 6

Sustained Investigation

Height: 14.2

Width: 10.5

Materials:

TAMRON SP 90mm F/2.8 Di VC USD
MACRO1:1 F004 Canon EOS 7D Mark
II Adobe Lightroom Camera Ring Light

Process(es):

A ring light due to the closeness of the
camera to the subject, cropping, tonal
and shadow edits



Image 7

Sustained Investigation

Height: 9.9

Width: 11.5

Materials:

TAMRON SP 90mm F/2.8 Di VC USD

MACRO1:1 F004 Canon EOS 7D Mark

II Adobe Lightroom Camera Ring Light

Process(es):

Focus edits, tonal edits, vibrancy tool,
shadow edits



Image 8

Sustained Investigation

Height: 11

Width: 12

Materials:

TAMRON SP 90mm F/2.8 Di VC USD

MACRO1:1 F004 Canon EOS 7D Mark

II Adobe Lightroom

Process(es):

Drastic cropping to accentuate subject,
lighting and hue edits



Image 9

Sustained Investigation

Height: 7.5

Width: 11

Materials:

TAMRON SP 90mm F/2.8 Di VC USD

MACRO1:1 F004 Canon EOS 7D Mark

II Adobe Lightroom

Process(es):

Light diffuser, lighting and tonal edits



Image 10

Sustained Investigation

Height: 14

Width: 11

Materials:

TAMRON SP 90mm F/2.8 Di VC USD
MACRO1:1 F004 Canon EOS 7D Mark
II Adobe Lightroom

Process(es):

A ring light due to the closeness of the
camera to the subject, cropping, tonal
and shadow edits



Image 11

Sustained Investigation

Height: 8

Width: 9

Materials:

TAMRON SP 90mm F/2.8 Di VC USD
MACRO1:1 F004 Canon EOS 7D Mark
II Adobe Lightroom

Process(es):

A vertical hive stand kept the subjects in
range; extensive editing of lighting and
shadows



Image 12

Sustained Investigation

Height: 10.7

Width: 13

Materials:

TAMRON SP 90mm F/2.8 Di VC USD

MACRO1:1 F004 Canon EOS 7D Mark

II Adobe Lightroom

Process(es):

Cropping to accentuate subject, tonal
and shadow edits, vibrancy and
brightness tool



Image 13

Sustained Investigation

Height: 15.3

Width: 11

Materials:

TAMRON SP 90mm F/2.8 Di VC USD

MACRO1:1 F004 Canon EOS 7D Mark

II Adobe Lightroom Camera Ring Light

Process(es):

Ring light, shadow and lighting edits,
selective brightness edits



Image 14

Sustained Investigation

Height: 13.5

Width: 9

Materials:

TAMRON SP 90mm F/2.8 Di VC USD
MACRO1:1 F004 Canon EOS 7D Mark
II Adobe Lightroom Camera Ring Light

Process(es):

Many angles were taken to achieve the
best viewpoint to best capture the
subjects




Image 15

Sustained Investigation

Height: 8.6

Width: 12

Materials:

TAMRON SP 90mm F/2.8 Di VC USD

MACRO1:1 F004 Canon EOS 7D Mark

II Adobe Lightroom

Process(es):

Tonal and hue edits to achieve the bright
yellow

Analytic Scoring Rubric Row A: Inquiry

Writing Prompt 1: *Identify the inquiry that guided your sustained investigation.*

1	2	3
Written evidence does not identify an inquiry.	Written evidence identifies an inquiry. AND Visual evidence demonstrates the inquiry.	Written evidence identifies an inquiry. AND Visual evidence demonstrates the inquiry. AND The inquiry guides the development of the sustained investigation.

Score Rationale

The written evidence in this portfolio identifies an inquiry, and the visual evidence demonstrates the inquiry “to conduct an investigation into the lives of honeybees and their complex social lives in the hive.” Several images throughout the portfolio show pairs or groups of bees in a hive (Images 2 and 12). Other than cropping, there is no manipulation of the subject matter. The images show the bees in different close-up angles (Images 1, 2, 5, 7, 9, 11, and 12); although similar, there is no progression of the inquiry. Written evidence identifying the investigation states, “The hive I was photographing died and added a somber tone to some of my pieces.” This experience may have provided an opportunity for further development, but instead, the work relies heavily on repetition, as seen in Images 4, 13, and 14. Because of the repetitive patterns, the inquiry does not explore or lead to discovery. Therefore, the inquiry does not guide the development of the sustained investigation, and thus, the inquiry earned a score of 2.



Image 2



Image 14