



# **2024 AP<sup>®</sup> 2-D Art and Design**

**Sustained Investigation**

**Analytic Scoring Rubric and Score Rationale**

**Row A–Score 1**

# Written Evidence

## Sustained Investigation

Identify the inquiry that guided your sustained investigation.

Response:

How can I portray landscapes through the lens of my experiences and emotions there?

Describe ways your sustained investigation developed through practice, experimentation, and revision.

Response:

I started with the idea of making art based on an emotion theme, however as I moved onto my second piece I found myself being more inspired from pictures I had taken of the local environment. Subsequently, I chose to pivot my SI to be portraying places I had seen and experienced, through my art. During the process of creating my art there were multiple times where I scrubbed off and revised sections. On my first railroad piece I replaced the dark green for a more lively shade of green. I also had issues with my paint separating as I was using it and it appearing blue in my underpass piece.



# Image 1

Sustained Investigation

Height: 10.5

Width: 14.5


Depth: 0.25

Materials:

Gouache on paper layers, glued together by matte medium

Process(es):

Sketched and cut elements, glued them-front to back. Painted everything then glued onto background.



## Image 2

Sustained Investigation

Height: N/A

Width: N/A

Materials:

Gouache on paper layers, glued together by matte medium

Process(es):

Sketched and cut elements, glued them-front to back. Painted everything then glued onto background.



## Image 3

Sustained Investigation

Height: N/A

Width: N/A

Materials:

Gouache on paper layers, glued together by matte medium

Process(es):

Sketched and cut elements, glued them-front to back. Painted everything then glued onto background.





## Image 4

Sustained Investigation

Height: 14

Width: 18

Materials: Acrylic on canvas

Process(es):

Sketched on paper, transferred to canvas, applied a wash then painted tiles, bushes, water, details.



## Image 5

Sustained Investigation

Height: N/A

Width: N/A

Materials: Acrylic on canvas

Process(es):

Sketched on paper, transferred to canvas, applied a wash then painted tiles, bushes, water, details.



## Image 6

Sustained Investigation

Height: 12

Width: 16

Materials: Acrylic on canvas

Process(es):

Took pic & sketched, wash, drew on canvas, painted flat colors, details.

Chalk lines for details.





## Image 7

Sustained Investigation

Height: N/A

Width: N/A

Materials: Acrylic on canvas

Process(es):

Took pic & sketched, wash, drew on canvas, painted flat colors, details.

Chalk lines for details.



## Image 8

Sustained Investigation

Height: 11

Width: 14

Materials: Acrylic on canvas

Process(es):

Took pic & sketched, wash, drew on canvas, painted flat colors, details.

Chalk lines for details.



## Image 9

Sustained Investigation

Height: N/A


Width: N/A

Materials: Acrylic on canvas

Process(es):

Took pic & sketched, wash, drew on canvas, painted flat colors, details.

Chalk lines for details.



## Image 10

Sustained Investigation


Height: N/A

Width: N/A

Materials: Photographs

Process(es): Reference for idiation





## Image 11

Sustained Investigation

Height: 7

Width: 10.5

Materials:

Watercolors on watercolor paper

Process(es):

Took pic, used as reference. Started with light colors & added more pigment to darken parts.





## Image 12

Sustained Investigation



Height: N/A

Width: N/A

Materials: Pencil on sketchbook paper

Process(es):

Sketching, experimenting, and revising ideas.



# Image 13

Sustained Investigation

Height: N/A

Width: N/A

Materials: Pencil on sketchbook paper

Process(es):

Sketching, experimenting, and revising ideas.



## Image 14

Sustained Investigation

Height: 11

Width: 14

Materials: Acrylic on canvas

Process(es):

Took pic & sketched, wash, drew on canvas, painted flat colors, details.

Chalk lines for details.



## Image 15

Sustained Investigation

Height: 11

Width: 14

Materials: Acrylic on canvas

Process(es):

Took pic & sketched, wash, drew on canvas, painted flat colors, details.

Chalk lines for details.

## Analytic Scoring Rubric Row A: Inquiry

Writing Prompt 1: *Identify the inquiry that guided your sustained investigation.*

1	2	3
<i>Written</i> evidence <b>does not identify</b> an inquiry.	<i>Written</i> evidence <b>identifies</b> an inquiry. <b>AND</b> <i>Visual</i> evidence <b>demonstrates</b> the inquiry.	<i>Written</i> evidence <b>identifies</b> an inquiry. <b>AND</b> <i>Visual</i> evidence <b>demonstrates</b> the inquiry. <b>AND</b> The inquiry <b>guides</b> the development of the sustained investigation.

### Score Rationale

The written evidence in this portfolio needs to identify an inquiry to reach a score of 2. The student states, “How can I portray landscapes through the lens of my experiences and emotions there?” However, they do not expand their thinking in explaining their experiences or emotions to specific scenes. In addition, the images are painted in a stylized, graphic manner (Images 6 and 15), with little manipulation of the colors to express emotions. The written evidence does not identify an inquiry (discovery), and the visual evidence does not demonstrate the stated inquiry.



Image 6



Image 15