

2023



AP[®] Japanese Language and Culture

Free-Response Questions

Overview

Key screen images from the free-response section of the AP Japanese Language and Culture Exam are included in this document. The actual exam includes other screens, such as message boxes and help screens, which students may view while taking the exam. On screens where the “Show Time” button appears, students have the option to display the time remaining to complete the task. The exam screens are dynamic, with changing information (e.g., audio progress bar, count-down clock), while the screen images that follow are static, representing a particular moment during the exam.

This document also includes scripts for recorded material that students heard during the exam. However, recording scripts are not provided for directions screens, where the audio portion matches verbatim the text appearing on the screen.

AP

Adjust Display
AA

Help
?

Continue
→

Writing

Writing Part Directions

You will participate in a simulated exchange of text-chat messages and write an article.

The input method for typing Japanese text is the Google Japanese IME, which allows you to type in different modes. To produce hiragana (あ), type in romaji and press the **Enter** key. To convert a typed word to katakana (ア) or kanji, type in romaji and press the **space bar**, which displays a list of options for katakana and kanji. Choose the desired option by pointing and selecting with the mouse or by using the **up** and **down arrows** and pressing the **Enter** key. If you need to produce English letters, such as "ATM", press and hold the **Shift** key while typing the letters, then press the **Enter** key. Releasing the **Shift** key returns you to the Japanese IME. Note that you should use English letters only in cases where they would normally be used in authentic Japanese writing. Do not use romaji or English as a substitute for words that should be written in Japanese.

For both tasks, you will have a specific amount of response time. A clock on the screen will indicate how much time is remaining.

When the response time has ended, you will proceed to the next question. You cannot return to previous questions.

Select **Continue** to go on.

AP

Adjust Display AA Help ? Continue →

Writing


Writing Part Directions: Text Chat


You will participate in a simulated exchange of text-chat messages. Each time it is your turn to write, you will have 90 seconds (standard time) to respond. You should respond as fully and as appropriately as possible.


There will be six times when it is your turn to write.


You will now begin this part.

Select **Continue** to go on.

		Adjust Display A	Help ?
Writing Question 1 of 7		Show Time	
<p>Directions: You will participate in a simulated exchange of text-chat messages. The time you will have to write each response is indicated on the clock. You should respond as fully and as appropriately as possible.</p>	<p>Explain.</p> <p>最近、日本ではオンラインでの勉強が多くなっていますが、あなたの学校ではどうですか。</p>		
<p>You will have a conversation with Haruna Tashiro, a previous exchange student at your school, about online learning.</p>	<p>Cut Paste Undo Redo Hide Character Count 0</p>		

		Adjust Display A A	Help ?
Writing Question 2 of 7		Show Time	
<p>Directions: You will participate in a simulated exchange of text-chat messages. The time you will have to write each response is indicated on the clock. You should respond as fully and as appropriately as possible.</p>	<p>Describe a specific example.</p> <p>そうですか。オンライン学習のどんなところがいいと思いますか。</p>		
<p>You will have a conversation with Haruna Tashiro, a previous exchange student at your school, about online learning.</p>	<p>Cut Paste Undo Redo</p> <p>Hide Character Count 0</p>		

		Adjust Display AA	Help ?
Writing Question 3 of 7		Show Time	
<p>Directions: You will participate in a simulated exchange of text-chat messages. The time you will have to write each response is indicated on the clock. You should respond as fully and as appropriately as possible.</p>	<p>Give advice.</p> <p>私はオンライン学習だと、あまり勉強できません。何かアドバイスをください。</p>		
<p>You will have a conversation with Haruna Tashiro, a previous exchange student at your school, about online learning.</p>	<p>Cut Paste Undo Redo Hide Character Count 0</p>		

		Adjust Display AA	Help ?
Writing Question 4 of 7		Show Time	
<p>Directions: You will participate in a simulated exchange of text-chat messages. The time you will have to write each response is indicated on the clock. You should respond as fully and as appropriately as possible.</p>	<p>Describe.</p> <p>オンライン学習で、高校生の生活はどう変わりましたか。</p>		
<p>You will have a conversation with Haruna Tashiro, a previous exchange student at your school, about online learning.</p>	<p>Cut Paste Undo Redo Hide Character Count 0</p>		

AP

Adjust Display AA Help ?

Writing | Question 5 of 7 Show Time

Directions: You will participate in a simulated exchange of text-chat messages. The time you will have to write each response is indicated on the clock. You should respond as fully and as appropriately as possible.

You will have a conversation with Haruna Tashiro, a previous exchange student at your school, about online learning.

Give a reason for your opinion.

来年、オンラインで授業を受けたいと思いますか。

Cut Paste Undo Redo Hide Character Count 0

AP

Adjust Display Help

Writing | Question 6 of 7 Show Time


Directions: You will participate in a simulated exchange of text-chat messages. The time you will have to write each response is indicated on the clock. You should respond as fully and as appropriately as possible.

You will have a conversation with Haruna Tashiro, a previous exchange student at your school, about online learning.

Respond.

ほかの人の意見もぜひ聞きたいので、今度、グループチャットで、みんなで話したいんですが……。

Cut Paste Undo Redo Hide Character Count 0

 **AP**

Adjust Display
A

Help
?

Continue
→


Writing

Writing Part Directions: Compare and Contrast Article

You will be asked to write in Japanese for a specific purpose and for a specific audience. You should write in as complete a manner as possible, taking into account the purpose and the audience described.

You will now begin this part.

Select **Continue** to go on.

		Adjust Display AA	Help ?						
Writing Question 7 of 7		Show Time							
Directions: In this task, you will be asked to write in Japanese for a specific purpose and to a specific audience. You should write in as complete and culturally appropriate a manner as possible, taking into account the purpose and the audience described.									
<p>You are writing an article for the student newspaper of your sister school in Japan. Write an article in which you compare and contrast taking a challenging class and taking an easy class. Based on your personal experience, describe at least THREE aspects of each and highlight the similarities and differences between taking a challenging class and taking an easy class. Also, state your preference and give reasons for it.</p> <p>Your article should be 300 to 400 characters or longer. Use the <i>desu/masu</i> or <i>da</i> (plain) style, but use one style consistently. Also, use kanji wherever kanji from the AP Japanese kanji list is appropriate. The time you will have to write is indicated on the clock.</p>	<table border="1"><tr><td>Cut</td><td>Paste</td><td>Undo</td><td>Redo</td><td>Hide Character Count</td><td>0</td></tr></table>			Cut	Paste	Undo	Redo	Hide Character Count	0
Cut	Paste	Undo	Redo	Hide Character Count	0				

AP

Adjust Display AA Volume → Continue →

Speaking

Speaking Part Directions

You will participate in a simulated conversation and make a presentation.

For the presentation, you will have a specific amount of preparation time. During the preparation time, a clock will indicate how much time is remaining.

For both tasks, you will have a specific amount of response time. During the response time, a clock will indicate how much time is remaining.

When the response time has ended, you will automatically go on to the next question. You cannot return to previous questions.

Your cue to start speaking will always be this tone.

Select **Continue** to go on.

AP

Adjust Display AA Volume → Continue →

Speaking

Speaking Part Directions: Conversation

You will participate in a simulated conversation. Each time it is your turn to speak, you will have 20 seconds (standard time) to record. You should respond as fully and as appropriately as possible.

There will be four times when it is your turn to speak.

You will now begin this part.

Select **Continue** to go on.

The screenshot shows the AP Japanese Language and Culture exam interface. At the top, there is a blue header with the AP logo on the left and 'Adjust Display' and 'Volume' buttons on the right. Below the header, the text 'Speaking | Question 1 of 5' is displayed. The main content area is divided into two columns. The left column contains the following text:

Directions: You will participate in a simulated conversation. You will hear a series of 4 questions or statements; after each question or statement, you will hear a tone signifying that it is your turn to speak. You will have 20 seconds to record each response. You should respond as fully and as appropriately as possible. When you are ready to begin, select the Continue button.

You will have a conversation with Kenji Arai, your host family brother, about Mother's Day.

The right column contains an audio player interface. It features a 'Play' button, a progress bar, and a timer showing '0:00 / 0:07'. Below the audio player, there is a 'RESPONSE TIME' section with a microphone icon and a timer showing '00:00:20'.

Note: Students saw the exam screen above for each of the individual questions that together compose this task. Only the screen image for the first question is shown here, but during the exam, each of the screens indicated the number of the question the students were responding to.

The following text is the recording script for the audio portion of the task shown in the previous screen image. Students heard this audio during the exam administration, but this text does not appear in the exam and is provided here for reference only.

Speaking Question 1 of 5

MA: もうすぐ母の日だね。君の国では、どうやって母の日をお祝いするの？

[TONE]

(20 seconds)

Speaking Question 2 of 5

MA: 僕はお母さんに晩御飯を作りたいんだけど、何を作ったらいいと思う？

[TONE]

(20 seconds)

Speaking Question 3 of 5

MA: 君の国では、母の日の他には、どんなお祝いの日やお祭りがあるの？

[TONE]

(20 seconds)

Speaking Question 4 of 5

MA: いろいろ教えてもらえて、よかった。また話そうね。

[TONE]

(20 seconds)

AP Adjust Display AA Volume Continue

Speaking

Speaking Part Directions: Cultural Perspective Presentation

Imagine that you are making an oral presentation to your Japanese class. First, you will read and hear the topic for your presentation. You will have 4 minutes (standard time) to prepare your presentation. Then you will have 2 minutes (standard time) to record your presentation. Your presentation should be as full as possible.

You will now begin this part.

Select **Continue** to go on.

Adjust Display
AA

Volume

Speaking | Question 5 of 5

Directions: Imagine that you are making an oral presentation to your Japanese class. First, you will hear and read the topic for your presentation. The time you will have to prepare your presentation is indicated on the clock. You will then have 2 minutes to record your presentation. Your presentation should be as complete as possible.

Present your own view or perspective on family activities in Japan. Discuss at least FIVE aspects or examples of family activities in Japan.

Begin with an appropriate introduction, give details, explain your own view or perspective, and end with a concluding remark.

▶ Play 0:00 / 0:20
You may no longer play this audio.

Preparation Time: 4 Minutes
Response Time: 2 Minutes

PREPARATION TIME
 00:04:00

The following text is the recording script for the audio portion of the task shown in the previous screen image. Students heard this audio during the exam administration and viewed the text on-screen.

Speaking Question 5 of 5

N: Present your own view or perspective on family activities in Japan. Discuss at least FIVE aspects or examples of family activities in Japan.

Begin with an appropriate introduction, give details, explain your own view or perspective, and end with a concluding remark.

N: You have four minutes to prepare your presentation.

(240 seconds)

N: You have two minutes to record your presentation.

[TONE]

(120 seconds)