



## 2023 AP® Drawing

### Sustained Investigation: Analytic Scoring Rubric and Score Rationale

#### Row A–Score 3

Analytic Scoring Rubric Row A: Inquiry		
Writing Prompt 1: Identify the question(s) or inquiry that guided your sustained investigation.		
1	2	3
Written evidence <b>identifies</b> an inquiry, but visual evidence <b>does not relate</b> to that inquiry. <b>OR</b> Written evidence <b>does not identify</b> an inquiry.	Written evidence <b>identifies</b> an inquiry that <b>relates</b> to the sustained investigation. <b>AND</b> Visual evidence <b>demonstrates</b> the sustained investigation.	Written evidence <b>identifies</b> an inquiry that <b>guides</b> the sustained investigation. <b>AND</b> Visual evidence <b>demonstrates</b> the sustained investigation.

#### Score Rationale

The response to prompt 1 is succinct enough to repeat: “I wanted to explore a world of fright and melancholy, that as your future begins your past ends. Something that, once you step through that first door you are transported to a world unfamiliar to your own, but embodies those feelings we all experience. To convert them into a legible abstraction.” Although this statement is inelegant, it identifies a clear and concise inquiry specific in its intents and methods. The carefully ordered portfolio images demonstrate how the inquiry guides the sustained investigation. Images 1–3 prominently feature doors and are the most literal interpretations of the inquiry. The remaining images guide the viewer through stylistic and symbolic expressions of the inquiry and systematic evolution of ways to express melancholy, liminality, and transformation using a range of abstract techniques and a restricted color palette.




Image 1



Image 14

# Written Evidence

## Sustained Investigation

Identify the question(s) or inquiry that guided your sustained investigation.

**Response:**


I wanted to explore a world of fright and melancholy, that as your future begins your past ends. Something that, once you step through that first door you are transported to a world unfamiliar to your own, but embodies those feelings we all experience. To convert them into a legible abstraction.

Describe how your sustained investigation shows evidence of practice, experimentation, and revision guided by your question(s) or inquiry.

**Response:**

Through the use of three colors, black, red, and white, I could translate feelings of fear of the future and melancholy of the past onto the canvas. Whether that was digital, Gouache, or Oil, these three colors took over and allowed me to express my abstract thoughts on this matter. In one of my process photos, there can be many colors to be seen, but as I continued the piece, the colors black and red naturally made their way into my palette. I was naturally drawn to those colors on the bases of this portfolio/investigation.





# Image 1

Sustained Investigation

Height: 10

Width: 10

**Materials:**

Gouache on canvas, digital art app(procreate) and ipad.

**Process(es):**

Figuring out which digital pen would mesh well with the Gouache textured background.



## Image 2

Sustained Investigation

Height: 9

Width: 5

Materials: Gouache on canvas

Process(es):

Paint background to foreground and figure out what colors emphasize the tiles.



## Image 3

Sustained Investigation

Height: 10

Width: 10

**Materials:**

Digital art app(procreate) and iPad.

**Process(es):**

Experiment with lighting and how it hits your face.



## Image 4

Sustained Investigation

Height: 7

Width: 5

Materials: Oil on canvas.

Process(es):

Trying to mesh dark and light oils together without obtaining a muddy color.





## Image 5

Sustained Investigation

Height: 7

Width: 5

Materials: Oil on canvas.

Process(es):

Figuring out to emphasize smaller creases in the face with oil paints.



## Image 6

Sustained Investigation

Height: 8

Width: 7

Materials: Oil on canvas.

Process(es):

Toying with the effect of the glow of light.



## Image 7

Sustained Investigation

Height: 7

Width: 5

Materials:

Oil on canvas, digital art app(procreate) and ipad.

Process(es):

Configuring the eye to look distorted in an abstract manner.



## Image 8

Sustained Investigation

Height: 10

Width: 10

Materials:

Digital art app(procreate) and iPad.

Process(es):

experimenting with scale from  
foreground to background.





## Image 9

Sustained Investigation

Height: 10

Width: 10

Materials:

Digital art app(procreate) and iPad.

Process(es):

Playing around with light and what pens  
would most highlight its reflections



## Image 10

Sustained Investigation

Height: 10

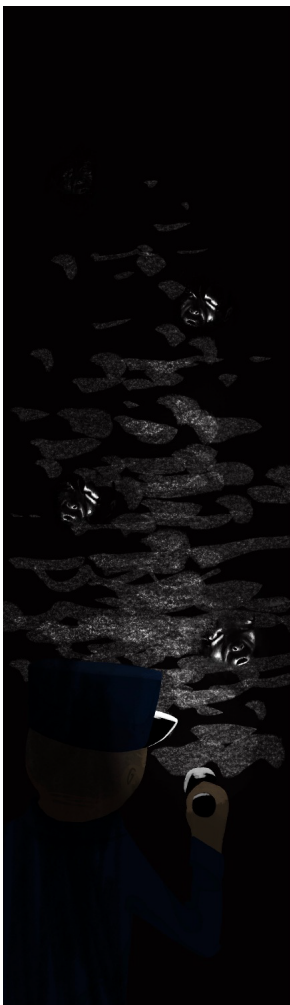
Width: 10

Materials:

Digital art app(procreate) and iPad.

Process(es):

Trying to see how I can saturate a drawing but still make it look soft looking.



## Image 11

Sustained Investigation

Height: 10

Width: 3

**Materials:**

Digital art app(procreate) and iPad.

**Process(es):**

Trying to imbed other parts of my works into one painting but while also experimenting with light.



## Image 12

Sustained Investigation

Height: 10

Width: 10

**Materials:**

Digital art app(procreate) and iPad.

**Process(es):**

Experimenting with how to draw wind  
without it looking distracting.



## Image 13

Sustained Investigation

Height: 12

Width: 9

Materials: Oil on canvas.

Process(es):

Trying to figure out how to navigate black oil paint without totally muting the white.



## Image 14

Sustained Investigation

Height: 5

Width: 10

Materials:

Digital art app(procreate) and iPad.

Process(es):

Experimenting with composition to achieve a sense of disillusionment.





## Image 15

Sustained Investigation

Height: 15

Width: 12

Materials: Oil on Canvas

Process(es):

Toying with black and red and how to emphasize the lightest colors.