

2023 AP® Drawing

Sustained Investigation: Analytic Scoring Rubric and Score Rationale

Row A—Score 2

Analytic Scoring Rubric Row A: Inquiry		
Writing Prompt 1: Identify the question(s) or inquiry that guided your sustained investigation.		
1	2	3
Written evidence identifies an inquiry, but visual evidence does not relate to that inquiry. OR Written evidence does not identify an inquiry.	Written evidence identifies an inquiry that relates to the sustained investigation. AND Visual evidence demonstrates the sustained investigation.	Written evidence identifies an inquiry that guides the sustained investigation. AND Visual evidence demonstrates the sustained investigation.

Score Rationale

The portfolio's written evidence presents an articulated inquiry: "exploring the passions of individuals and how that makes them who they are." Later this is further elaborated, "I have chosen to focus strongly on the mood the activity produces by developing a personal style." This qualifying statement clarifies the exploration of passions, and the visual evidence demonstrates the sustained investigation to which most images relate. However, the inquiry does not guide the investigation. Images 5, 6, 7, and 13 connect very tangentially to the stated inquiry. In many of the remaining images, individuals express their passions, but there is no sense of how the activities depicted make these subjects who they are.




Image 5



Image 13

Written Evidence

Sustained Investigation

Identify the question(s) or inquiry that guided your sustained investigation.

Response:

My Sustained Investigation is focused on exploring the passions of individuals and how that makes them who they are. This concept has evolved for me as I ask questions such as: how can an individual's emotional attachment to such activities be illustrated? I have chosen to focus strongly on the mood the activity produces by developing a personal style instead of following my references exactly.

Describe how your sustained investigation shows evidence of practice, experimentation, and revision guided by your question(s) or inquiry.

Response:

My Inquiry shows practice, experimentation, and revision through the process I used in each piece. I planned every work in my sketchbook by sketching out my ideas and taking notes. I researched impressionists such as Renoir and Degas to help with experimenting technically. Several pieces changed immensely through many revisions, such as work 11, and work 3 where I took time to alter the style. Most of my works feature people to show their connection with their passions, apart from the engine drawing being someone looking in, and the bouquet being inspired by a florist viewing their work.



Image 1

Sustained Investigation

Height: 18

Width: 14

Materials: Acrylic paint on canvas.

Process(es):

Used a video reference, made an orange underpainting, blocked out the subject, and enhanced colors.



Image 2

Sustained Investigation

Height: 17

Width: 14

Materials: Pencil on paper.

Process(es):

Used a mirror to create a life drawing, blocked out shapes, and filled in darker areas.



Image 3

Sustained Investigation

Height: 12

Width: 12

Materials: Acrylic paint on canvas.

Process(es):

Blocked in basic shapes and colors, added interest by experimenting with hue, contrast, and texture.



Image 4

Sustained Investigation

Height: 11

Width: 14

Materials: Acrylic paint on canvas.

Process(es):

Tried another approach to the same subject by using a green underpainting and changing texture.




Image 5

Sustained Investigation

Height: 14

Width: 17

Materials: Pencil on paper.

Process(es):

Took multiple photos, sectioned out, added details, filled in darker, and used eraser to highlight.

Image 6

Sustained Investigation

Height: N/A

Width: N/A

Materials:

Research note page, reference photo, drawing practice, and final piece.

Process(es):

Researched metal drawing techniques, practiced capturing form, and discussed parts with truck owner.



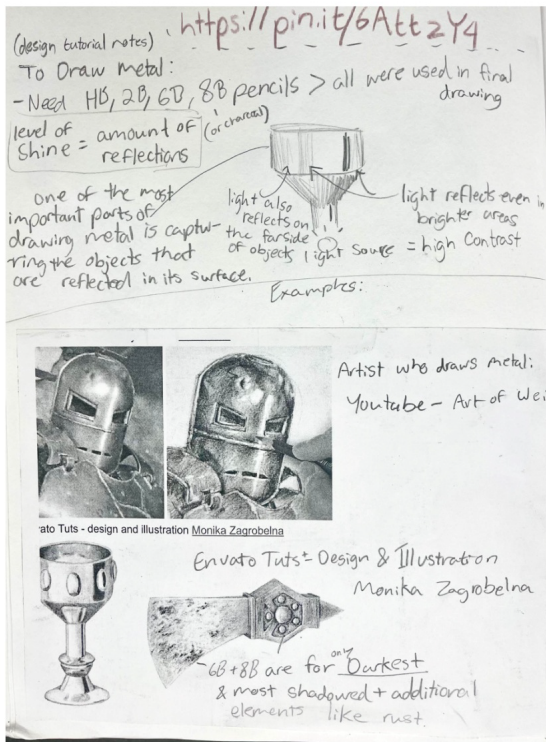




Image 7

Sustained Investigation

Height: 14

Width: 17

Materials: Pencil on paper.

Process(es):

Sketched in the general shape, darkened the contrast and texture, and shaded in the background.



Image 8

Sustained Investigation

Height: 14

Width: 11

Materials: Acrylic paint on canvas.

Process(es):

Water and a palette knife were used to scrape away extra paint and create texture.



Image 9

Sustained Investigation

Height: 14

Width: 11

Materials: Acrylic paint on canvas.

Process(es):

Applied magenta background, outlined and colored in, and used paintbrush to flick on diluted paint.



Image 10

Sustained Investigation

Height: 12

Width: 12

Materials: Acrylic paint on canvas.

Process(es):

Applied blue underpainting, blocked out/shaded forms, and used a tint under the colors for vibrance.



Image 11

Sustained Investigation

Height: 12

Width: 12

Materials: Oil paint on canvas.

Process(es):

The colors were getting muddy, so I used white under the final layer to saturate the painting.

Image 12

Sustained Investigation

Height: N/A

Width: N/A

Materials:

Blocked out painting, progress pictures, reference photo, and final piece.

Process(es):

After working on this piece for a bit, I noticed the angle of the arm wasn't right, so I revised it.





Image 13

Sustained Investigation

Height: 16

Width: 12

Materials: Oil paint on canvas.

Process(es):

Worked with the florist on the arrangement, painted wet on wet, and painted the petals when dry.



Image 14

Sustained Investigation

Height: 14

Width: 11

Materials: Acrylic paint on canvas.

Process(es):

Applied red underpainting, used white under flowers and face, and used thick paint and brushstrokes.

Image 15

Sustained Investigation

Height: N/A

Width: N/A

Materials:

Project planning, reference photos, and final piece.

Process(es):

For this piece, I didn't have any direct references, so I had to combine a few in the composition.

