

2023 AP® 3-D Art and Design

Sustained Investigation: Analytic Scoring Rubric and Score

Row A—Score 2

Analytic Scoring Rubric Row A: Inquiry		
Writing Prompt 1: Identify the question(s) or inquiry that guided your sustained investigation.		
1	2	3
<p>Written evidence identifies an inquiry, but visual evidence does not relate to that inquiry.</p> <p>OR</p> <p>Written evidence does not identify an inquiry.</p>	<p>Written evidence identifies an inquiry that relates to the sustained investigation.</p> <p>AND</p> <p>Visual evidence demonstrates the sustained investigation.</p>	<p>Written evidence identifies an inquiry that guides the sustained investigation.</p> <p>AND</p> <p>Visual evidence demonstrates the sustained investigation.</p>

Score Rationale

The written evidence identifies an inquiry related to the sustained investigation. It states, “how I can use three-dimensional materials to make nature appear more human.” Though scant, the writing does relate to the sustained investigation and addresses the inquiry in various images within the portfolio. For example, visual evidence demonstrates the use of environmental images such as logs (images 2, 4, and 5), lily ponds (images 6 and 8), and vines (images 11 and 13) that become figurative representations of eyes, mouths, and hair. However, the UV resin key chain (image 3) minimally incorporates natural elements and appears unrelated and disconnected from the inquiry. Overall, a more focused connection between the sustained investigation and the visual evidence would provide better clarity and assist in guiding the viewer. Although the written evidence identifies an inquiry related to the sustained investigation it does not rise to the level of guiding, which resulted in a score of 2.



Image 13



Image 3

Written Evidence

Sustained Investigation

Identify the question(s) or inquiry that guided your sustained investigation.

Response:

The first step to getting others to be kind to the earth is to show them that it's alive. Maybe if people realized that the environment is alive just like a human, they would respect it more. My portfolio is guided by the question of how I can use three-dimensional materials to make nature appear more human.

Describe how your sustained investigation shows evidence of practice, experimentation, and revision guided by your question(s) or inquiry.

Response:

Throughout my portfolio, I experimented with a lot of new materials and techniques. Before I started, I had never used UV resin. I also had to learn new techniques to crochet vines, sculpt a head out of clay, create drips with UV resin, and make a wire flower. I practiced using some of these materials before using them on my projects. I revised my projects by repainting and re-sculpting some of them. My revisions made the pieces look more finished and realistic.




Image 1

Sustained Investigation

Height: N/A

Width: N/A

Depth: N/A

Materials: Paper, pencil

Process(es):

Flowchart sketchbook page of how one idea morphed into the next



Image 2

Sustained Investigation

Height: N/A

Width: N/A

Depth: N/A

Materials: Clay, paint

Process(es):

Ceramic log before being repainted



Image 3

Sustained Investigation

Height: N/A

Width: N/A

Depth: N/A

Materials:

UV resin, chain, key rings, jump rings, glitter

Process(es):

practicing using UV resin before applying it to final project



Image 4

Sustained Investigation

Height: N/A

Width: N/A

Depth: N/A

Materials:

Clay, paint, UV resin, resin dye, UV light

Process(es):

Experimenting with curing dripping UV resin



Image 5

Sustained Investigation

Height: 5

Width: 9

Depth: 5

Materials:

Clay, UV resin, resin dye, acrylic paint

Process(es): Finished piece #1




Image 6

Sustained Investigation

Height: N/A

Width: N/A

Depth: N/A

Materials: Paper, India ink, sharpie

Process(es): Painting of idea




Image 7

Sustained Investigation

Height: N/A

Width: N/A

Depth: N/A

Materials: Copper wire

Process(es):

Experimenting with new wire wrapping technique to make flower



Image 8

Sustained Investigation

Height: 2

Width: 9

Depth: 7

Materials:

Clay, watercolor, copper wire, UV resin, rocks, sand

Process(es): Finished piece #2



Image 9

Sustained Investigation

Height: N/A

Width: N/A

Depth: N/A

Materials: clay

Process(es):

Forming first ceramic bust for project 3



Image 10

Sustained Investigation

Height: N/A

Width: N/A

Depth: N/A

Materials: Clay

Process(es):

Forming second ceramic bust for project

4



Image 11

Sustained Investigation

Height: N/A

Width: N/A

Depth: N/A

Materials: Yarn, crochet hook

Process(es):

Experimenting with coming up with a pattern for crochet vines and practicing it



Image 12

Sustained Investigation

Height: N/A

Width: N/A

Depth: N/A

Materials: clay, paint

Process(es):

Ceramic bust from project 4 before
being repainted



Image 13

Sustained Investigation

Height: 6

Width: 20

Depth: 15

Materials:

clay, yarn, watercolor, acrylic paint, pipe
cleaners, glue

Process(es):

Finished heads together (projects #3
and #4)



Image 14

Sustained Investigation

Height: N/A

Width: N/A

Depth: N/A

Materials:

Clay, wire, paint, glass cabochon

Process(es):

Shadow box from project five before
revisions




Image 15

Sustained Investigation

Height: 7

Width: 7

Depth: 2

Materials:

clay, wire, acrylic paint, glass cabochon

Process(es): Finished piece #5