

AP 2-D Art and Design Portfolio

Sustained Investigation
Row D–Score 1



Image 1

Sustained Investigation

Height: 11 inches

Width: 8.25 inches

Material(s): iPhone 13 camera
Photoshop

Process(es): Asking these people for their permission to be photographed
Color grading to match the train line



Image 2

Sustained Investigation

Height: 11 inches

Width: 8.25 inches

Material(s): iPhone 13 camera
Photoshop

Process(es): Capturing the path the train takes
Zooming in on the intricacy of the train tracks



Image 3

Sustained Investigation

Height: 8.25 inches

Width: 11 inches

Material(s): Nikon DSLR D7500
Photoshop

Process(es): Capturing the dynamics of people and their life on the train



Image 4

Sustained Investigation

Height: 11 inches

Width: 8.5 inches

Material(s): Nikon DSLR DS7500
Photoshop

Process(es): Capturing the movement and speed of the train
Depicting the CTA gray and silver color scheme




Image 5

Sustained Investigation

Height: 8.5 inches

Width: 8.5 inches

Material(s): iPhone 13 camera

Process(es): Capturing the vivid colors of the blue line and the Logan Theater behind it



Image 6

Sustained Investigation

Height: 11 inches

Width: 8 inches

Material(s): Nikon DSLR DS7500
Photoshop

Process(es): Capturing the unique look of Chicago streets and the architecture that adds to its beauty



Image 7

Sustained Investigation

Height: 8.25 inches

Width: 11 inches

Material(s): Nikon DSLR DS7500
Photoshop

Process(es): Showing the more gritty elements of Chicago and framing the CTA bus within them



Image 8

Sustained Investigation

Height: 11 inches

Width: 8 inches

Material(s): iPhone 13 camera

Process(es): Depicting the movement of people and vehicles in the busy streets of downtown Chicago



Image 9

Sustained Investigation

Height: 11 inches

Width: 8.25 inches

Material(s): iPhone 13 camera
Photoshop

Process(es): Depicting the vibrance of Chicago through something as minimally impactful as a cornerstone



Image 10

Sustained Investigation

Height: 11 inches

Width: 8.5 inches

Material(s): Nikon DSLR DS7500
Photoshop

Process(es): Capturing the beauty of vintage stores in Chicago
Color grading the photo to match the green line



Image 11

Sustained Investigation

Height: 11 inches

Width: 8.25 inches

Material(s): Nikon DSLR DS7500

Process(es): Depicting the classic Chicago theater sign but in a smaller neighborhood sporting similar signage




Image 12

Sustained Investigation

Height: 60 inches

Width: 48 inches

Material(s): Wood Board

Acrylic Paint

Chalk

Photo paper

Anatomy book collage

Process(es): Cutting and collaging images from an anatomy book to create the first layers of the final piece



Image 13

Sustained Investigation

Height: 60 inches

Width: 48 inches

Material(s): Wood Board

Acrylic Paint

Chalk

Photo paper

Anatomy book collage

Process(es): Collaging my photographs with pages from an anatomy book, then painting the CTA lines over the body



Image 14

Sustained Investigation

Height: 30 inches

Width: 24 inches

Material(s): Wood Board

Acrylic Paint

Chalk

Photo paper

Anatomy book collage

Process(es): Pasting the torso of a pregnant mother to show the life within the city and layering the lines over




Image 15

Sustained Investigation

Height: 30 inches

Width: 27 inches

Material(s): Wood Board

Acrylic Paint

Chalk

Photo paper

Anatomy book collage

Process(es): Using the CTA logo to enforce that the piece represents a map, sorting the photos by line colors

Written Evidence

Sustained Investigation

1. Identify the question(s) or inquiry that guided your sustained investigation.
2. Describe how your sustained investigation shows evidence of practice, experimentation, and revision guided by your question(s) or inquiry.

Response 1:

My sustained investigation centers around the inquiry: "How does public transport act as the cardiovascular system of Chicago?" Growing up in the city, I was acquainted with public transport at a young age. I found myself among people of many cultures and ages, shuttling from one place to another. I wanted to convey this experience, to relate it to a universal concept: the human body. So, I took photos on and around public transport (images 1-10) and put them onto a larger model layering the CTA map with an anatomical human body, using methods of collage and drawing (images 11-15).

Response 2:

Going into my sustained investigation, I knew I wanted to capture the essence of my city. So, every day as I took the train home, I documented the world around me. I decided to color grade the photos to match the train line or bus route I took them near, to then match the overall aesthetic of my larger piece. Once I had compiled my first pieces, I wanted to do more with them, so I extrapolated my idea and turned Chicago into a human. A body pregnant with life, its public transport acting as its veins and arteries, "the Loop" as the heart of the city, and the people, its blood.

Sustained Investigation: Analytic Scoring Rubric and Score Rationale

Row D–Score 1

Analytic Scoring Rubric Row D: 2-D/3-D/Drawing Art and Design Skills		
1	2	3
Visual evidence of rudimentary and moderate 2-D/3-D/Drawing skills.	Visual evidence of moderate and good 2-D/3-D/Drawing skills.	Visual evidence of good and advanced 2-D/3-D/Drawing skills.

Score Rationale

The visual evidence in this portfolio demonstrates rudimentary and moderate 2-D skills. Image 2 shows adequate skills using leading lines and emphasis on the lit figure against the dark blue sky. Image number 7 is also moderate in its use of leading lines in a similar medium shot. Besides the directional lines in number 7, there is no central focus in the composition. In contrast, images 3 and 5 show little to no consideration of composition. Image 8 shows some balance of light and dark values but does not seem intentional and needs further exploration. Images 12 through 15 have some comparisons between the human cardiovascular with the "public transport...cardiovascular system of Chicago," with little success. The collage and photographs within the image are rudimentary.



Image 2



Image 5

Sustained Investigation Score: Row A: Score 3/2 • Row B: Score 2 • Row C: Score 2 • **Row D: Score 1**