

2022 AP[®] Drawing**Sustained Investigation****Row C—Score 3****Written Evidence****Writing Prompt #1:**

Identify the question(s) or inquiry that guided your sustained investigation.

Writing Prompt #2:

Describe how your sustained investigation shows evidence of practice, experimentation, and revision guided by your question(s) or inquiry.

Student Response

To magnify the inner workings of mechanical creations and patterns of things around us, my series uses shapes and dynamic lines to embody the motions and presence of objects. People often disregard the intricacy of ordinary things and I wanted to challenge this by emphasizing the essential and underappreciated components of these complicated systems. My investigation starts with looking at structures and shapes seen from exteriors and slowly progresses to focus on the components that make up the bigger thing. The pieces show layering, angles, interconnection, and assembly.

After my initial pieces being focused on the exterior patterns and structural designs, it was beneficial for me to delve further into the dimensions of the subjects and progressively zoom in. I transitioned from using traditional graphite pencil and ballpoint pen to using a more vibrant and abstract style to contradict the notion of mechanical creations being grey and boring. As I explored layering of materials, which reflect the idea of interconnected components in a system, I used a range of techniques like photo transferring, cut-outs, digital collages, and mix media combinations.




Image 1

Sustained Investigation

Height: 8 inches

Width: 14 inches

Material(s): Graphite pencil.

Process(es): A zoom into the rigid metal structures of a stapler. Straight and crisp.



Image 2

Sustained Investigation

Height: 17 inches

Width: 12 inches

Material(s): Ballpoint pen, watercolour paint.

Process(es): Displaying the elegant design and rhythmic patterns of staircases and sea shells.




Image 3

Sustained Investigation

Height: 11 inches

Width: 11 inches

Material(s): Graphite pencil.

Process(es): A close up view of a mitre saw.



Image 4

Sustained Investigation

Height: 11 inches

Width: 8.5 inches

Material(s): Ink, rice paper, digital.

Process(es): Displaying water/plumbing pipes, which are typically unseen, and a backdrop imitating water stains.

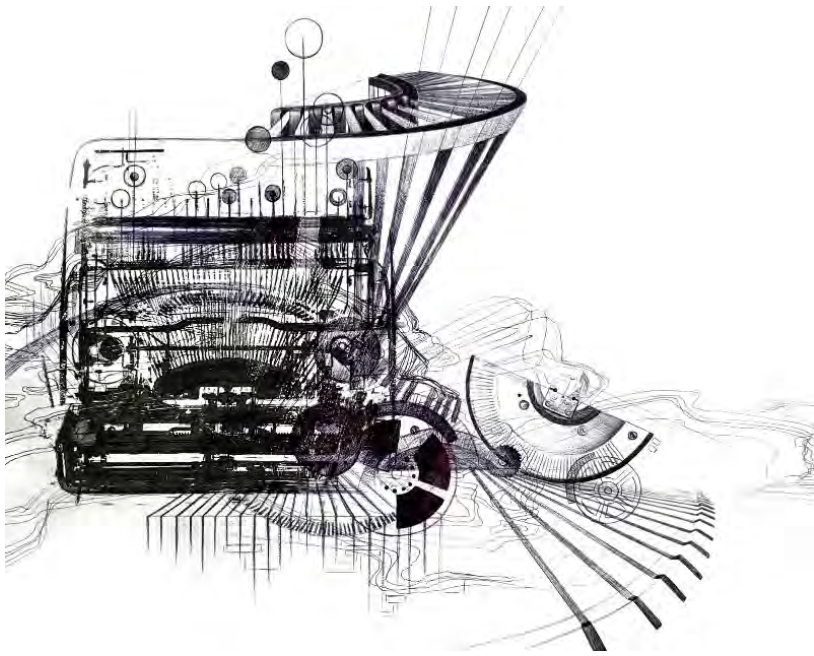


Image 5

Sustained Investigation

Height: 14 inches

Width: 17 inches

Material(s): Acrylic photo transfer, ballpoint pen.

Process(es): An X-ray into the elaborate body of a typewriter. Emphasis on the sprawl of the typebars.




Image 6

Sustained Investigation

Height: 11 inches

Width: 7 inches

Material(s): Photo collage, digital.

Process(es): Accentuating the delicate parts of a clarinet while embracing the sleekness of the black instrument.



Image 7

Sustained Investigation

Height: NA

Width: NA

Material(s): Digital collage.

Process(es): Preliminary exploration of mark-making, fluidity, stiffness, and expressive motions.




Image 8

Sustained Investigation

Height: 8.5 inches

Width: 8.5 inches

Material(s): Acrylic paint, graphite pencil, gel pen.

Process(es): Pulling apart a mechanical pencil with a composition that indicates the determined strike of a pen.




Image 9

Sustained Investigation

Height: 8.5 inches

Width: 8.5 inches

Material(s): Acrylic paint, graphite pencil, gel pen.

Process(es): A sewing machine and bobbin case close-up with the vertical motion of the machine being replicated.



Image 10

Sustained Investigation

Height: 8.5 inches

Width: 8.5 inches

Material(s): Acrylic paint, graphite pencil, gel pen.

Process(es): Decomposition of a metal clock with repetitious expressions to imitate the echoes of an alarm.



Image 11

Sustained Investigation

Height: NA

Width: NA

Material(s): Digital, graphite pencil, digital collage.

Process(es): Process images in the planning of three pieces that share a similar purpose.



Image 12

Sustained Investigation

Height: 10 inches

Width: 7 inches

Material(s): Gouache paint, graphite pencil, digital, digital collage.

Process(es): A dynamic view of the gears and inner workings of a bike.



Image 13

Sustained Investigation

Height: NA

Width: NA

Material(s): Digital collage.

Process(es): Initial pieces depicting the circular and rotational systems in bikes.

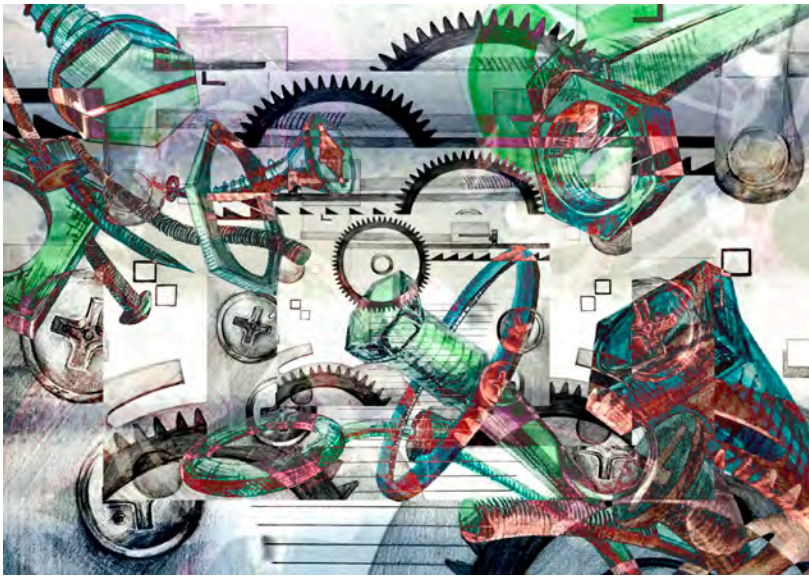


Image 14

Sustained Investigation

Height: 9 inches

Width: 14 inches

Material(s): Digital collage, graphite pencil, fiber-tip markers.

Process(es): A chaotic and broken ensemble of gears, screws, bolts, nuts, and threaded rods. Small but intricate.




Image 15

Sustained Investigation

Height: NA

Width: NA

Material(s): Digital collage.

Process(es): An abstract view of a music box and a study on hardware pieces come together for a final piece.

Sustained Investigation: Analytic Scoring Rubric and Score Rationale

Row C–Score 3

Analytic Scoring Rubric Row C: Materials, Processes, and Ideas		
1	2	3
Little to no evidence of visual relationships among materials, processes, OR ideas.	Visual relationships among materials, processes, OR ideas are evident .	Visual relationships among materials, processes, AND ideas are clearly evident and demonstrate synthesis .

Score Rationale

The sustained investigation demonstrates synthesis and exhibits clear evidence of integrating materials, processes, and ideas. The written evidence aims to “magnify the inner workings of mechanical creations and patterns of things around us.” The process documentation in images 7 and 11 shows an informed understanding of underlying compositional decisions while exploring various drawing approaches. Images 1 and 3 build upon these experiments through confident and controlled use of graphite to intensely layer line, shape, and value. The studies are furthered in images 2 and 6 through the evocative use of ballpoint pen and acrylic photo transfers by contrasting intense dark focal points with a nuanced rendering of secondary designs. The water/plumbing imagery in image 4 clearly shows a sophisticated use of linework and soft values to enhance atmospheric qualities and communicates “a backdrop imitating water stains.” Images 1, 2, 5, 6, 9, and 10 connect the underlying composition of positive and negative space to each mechanical object’s idea and physical movements. For instance, heavy use of right angles in image 9 (sewing machine parts), explosive movements in image 10 (“echoes of an alarm clock”), and the curvilinear movements in image 8 (“strike of a pen”) show informed, integrated decision-making between process and ideas. In images 8, 9, and 10, the artist transitioned to a “more vibrant and abstract style to contradict the notion of mechanical creations being grey and boring” through the use of colored grounds and the addition of white acrylic in images to redefine contrast in a new use of materials. This further use of split complementary color schemes explored in images 12 and 14 communicate “a more vibrant and abstract style to contradict the notion of mechanical creations being grey and boring.” The informed and consistent layering throughout the entire portfolio reflects “the idea of interconnected components in a system.” The masterful, provocative use of traditional, mixed, and digital media approaches shows visual relationships among materials, processes, and ideas and demonstrates synthesis.



Image 2



Image 10

Sustained Investigation Score: Row A: Score 2/3 • Row B: Score 2/3 • **Row C: Score 3** • Row D: Score 3