

2022 AP[®] Drawing

Sustained Investigation

Row B—Score 1

Written Evidence

Writing Prompt #1:

Identify the question(s) or inquiry that guided your sustained investigation.

Writing Prompt #2:

Describe how your sustained investigation shows evidence of practice, experimentation, and revision guided by your question(s) or inquiry.

Student Response

For this investigation I wanted to explore different art styles and techniques to discover the types of pieces I could create while still being true to my processes and ways of thinking. I personally wouldn't say I have an art style of my own. The art i create isn't often set around a certain technique but it is often set around a the subject of myself. The ways I think, act, and see the world around me. In this investigation I was able to both express myself and study different art styles.alistic elements into fantastical environments.

I believe by looking through the entirety of my portfolio one can see there is definite experimentation and changes concerning my sustained investigation. A lot of my pieces in the beginning were just me exploring what i'm comfortable with in this project concerning materials, techniques etc. Yet, towards the end, though still vague, my inquiry for this sustained investigation has eveolved.



Image 1

Sustained Investigation

Height: 15 inches

Width: 11 inches

Material(s): watercolor paints and pen ink

Process(es): I created a figure drawing in ink and layered it over a watercolor background



Image 2

Sustained Investigation

Height: 15 inches

Width: 11 inches

Material(s): watercolor paints

Process(es): I used watercolors to create a quick portrait



Image 3

Sustained Investigation

Height: 8 inches

Width: 8 inches

Material(s): procreate, digital art

Process(es): I used the program Procreate to render the piece on a smaller canvas to show the individual pixels




Image 4

Sustained Investigation

Height: 20 inches

Width: 20 inches

Material(s): colored pencils, markers and pen ink

Process(es): I created a figure drawing and developed its shape using different colors and materials



Image 5

Sustained Investigation

Height: 14 inches

Width: 9 inches

Material(s): watercolor paints and prisma colored pencils

Process(es): I used prisma colored pencils to bring out details on a broader watercolor piece



Image 6

Sustained Investigation

Height: 18 inches

Width: 12 inches

Material(s): graphite pencils and rubbing alcohol

Process(es): I used rubbing alcohol to dissolve and better manipulate the image and darken the shadows




Image 7

Sustained Investigation

Height: 15 inches

Width: 11 inches

Material(s): markers and water

Process(es): I used water to manipulate a sketch previously made with markers



Image 8

Sustained Investigation

Height: 15 inches

Width: 11 inches

Material(s): watercolor paints

Process(es): I painted a detailed watercolor subject over a light underpainting



Image 9

Sustained Investigation

Height: 12 inches

Width: 9 inches

Material(s): graphite pencils and rubbing alcohol

Process(es): I used rubbing alcohol to dissolve and better manipulate the image and darken the shadows




Image 10

Sustained Investigation

Height: 8 inches

Width: 8 inches

Material(s): procreate, digital art

Process(es): I used the program Procreate to render the image using layers



Image 11

Sustained Investigation

Height: 8 inches

Width: 8 inches

Material(s): acrylic paints

Process(es): i painted over a thin underpainting and developed the shadows and highlights



Image 12

Sustained Investigation

Height: 15 inches

Width: 11 inches

Material(s): pen ink

Process(es): I outlined and shaded the piece by cross hatching with pen ink



Image 13

Sustained Investigation

Height: 18 inches

Width: 12 inches

Material(s): graphite pencils and drawing pencils

Process(es): I sketched and shaded drawing using graphite



Image 14

Sustained Investigation

Height: 15 inches

Width: 11 inches

Material(s): prisma colored pencils

Process(es): I sketched and colored the piece in with prisma colored pencils from darks to lights



Image 15

Sustained Investigation

Height: 8 inches

Width: 8 inches

Material(s): acrylic paints

Process(es): I painted over a thin underpainting and developed the shadows then the highlights

Sustained Investigation: Analytic Scoring Rubric and Score Rationale

Row B–Score 1

Analytic Scoring Rubric Row B: Practice, Experimentation, and Revision		
Writing Prompt 2: <i>Describe how your sustained investigation shows evidence of practice, experimentation, and revision guided by your question(s) or inquiry.</i>		
1	2	3
Visual evidence of practice, experimentation, OR revision; however, visual evidence does not relate to a sustained investigation.	Visual evidence of practice, experimentation, OR revision relates to the sustained investigation. AND Written evidence relates to the visual evidence of practice, experimentation, OR revision.	Visual evidence of practice, experimentation, AND revision demonstrates development of the sustained investigation. AND Written evidence describes how the sustained investigation shows evidence of practice, experimentation, OR revision.

Score Rationale

This portfolio exhibits visual evidence of various methods of experimentation and limited practice, yet there is no clear evidence of intentional revision. While the images demonstrate both moderate and good drawing skills by exploring drawing styles, materials, and techniques, there is no clear informed discovery gained through these various media studies (images 4, 8, and 11). Because this portfolio is so broad in approach and media experimentation, there is no visual evidence of developed practice in connection or service to a sustained investigation. The visual evidence of practice and revision in this portfolio could benefit from further investigating the application of a single media/approach, such as images (6 and 9) where the artist explored blending graphite with rubbing alcohol. Using this sustained practice in connection with the other materials they explored, the artist could better demonstrate intentional practice, revision, and the relationship between their media and idea. While the approaches in this portfolio are broad and range in success, there is no written or visual evidence of inquiry guiding a sustained investigation through purposeful and informed practice, experimentation, or revision.



Image 4



Image 11

Sustained Investigation Score: Row A: Score 1 • **Row B: Score 1** • Row C: Score 2 • Row D: Score 2