

**2022 AP<sup>®</sup> 2-D Art and Design****Sustained Investigation****Row D–Score 1****Written Evidence****Writing Prompt #1:**

Identify the question(s) or inquiry that guided your sustained investigation.

**Writing Prompt #2:**

Describe how your sustained investigation shows evidence of practice, experimentation, and revision guided by your question(s) or inquiry.

**Student Response**

My sustained investigation centers around the inquiry: "How does public transport act as the cardiovascular system of Chicago?" Growing up in the city, I was acquainted with public transport at a young age. I found myself among people of many cultures and ages, shuttling from one place to another. I wanted to convey this experience, to relate it to a universal concept: the human body. So, I took photos on and around public transport (images 1-10) and put them onto a larger model layering the CTA map with an anatomical human body, using methods of collage and drawing (images 11-15).

Going into my sustained investigation, I knew I wanted to capture the essence of my city. So, every day as I took the train home, I documented the world around me. I decided to color grade the photos to match the train line or bus route I took them near, to then match the overall aesthetic of my larger piece. Once I had compiled my first pieces, I wanted to do more with them, so I extrapolated my idea and turned Chicago into a human. A body pregnant with life, its public transport acting as its veins and arteries, "the Loop" as the heart of the city, and the people, its blood.



## Image 1

Sustained Investigation

**Height:** 11 inches

**Width:** 8.25 inches

**Material(s):** iPhone 13 camera  
Photoshop

**Process(es):** Asking these people for their permission to be photographed  
Color grading to match the train line



## Image 2

Sustained Investigation

**Height:** 11 inches

**Width:** 8.25 inches

**Material(s):** iPhone 13 camera  
Photoshop

**Process(es):** Capturing the path the train takes  
Zooming in on the intricacy of the train tracks



## Image 3

Sustained Investigation

**Height:** 8.25 inches

**Width:** 11 inches

**Material(s):** Nikon DSLR D7500  
Photoshop

**Process(es):** Capturing the dynamics of people and their life on the train



## Image 4

Sustained Investigation


**Height:** 11 inches

**Width:** 8.5 inches

**Material(s):** Nikon DSLR DS7500  
Photoshop

**Process(es):** Capturing the movement and speed of the train  
Depicting the CTA gray and silver color scheme





## Image 5

Sustained Investigation

**Height:** 8.5 inches

**Width:** 8.5 inches

**Material(s):** iPhone 13 camera

**Process(es):** Capturing the vivid colors of the blue line and the Logan Theater behind it



## Image 6

Sustained Investigation

**Height:** 11 inches

**Width:** 8 inches

**Material(s):** Nikon DSLR DS7500  
Photoshop

**Process(es):** Capturing the unique look of Chicago streets and the architecture that adds to its beauty



## Image 7

Sustained Investigation

**Height:** 8.25 inches

**Width:** 11 inches

**Material(s):** Nikon DSLR DS7500  
Photoshop

**Process(es):** Showing the more gritty elements of Chicago and framing the CTA bus within them



## Image 8

Sustained Investigation

**Height:** 11 inches

**Width:** 8 inches

**Material(s):** iPhone 13 camera

**Process(es):** Depicting the movement of people and vehicles in the busy streets of downtown Chicago



## Image 9

Sustained Investigation

**Height:** 11 inches

**Width:** 8.25 inches

**Material(s):** iPhone 13 camera  
Photoshop

**Process(es):** Depicting the vibrance of Chicago through something as minimally impactful as a cornerstone



## Image 10

Sustained Investigation

**Height:** 11 inches

**Width:** 8.5 inches

**Material(s):** Nikon DSLR DS7500  
Photoshop

**Process(es):** Capturing the beauty of vintage stores in Chicago  
Color grading the photo to match the green line





## Image 11


Sustained Investigation

**Height:** 11 inches

**Width:** 8.25 inches

**Material(s):** Nikon DSLR DS7500

**Process(es):** Depicting the classic Chicago theater sign but in a smaller neighborhood sporting similar signage



## Image 12

Sustained Investigation

**Height:** 60 inches

**Width:** 48 inches

**Material(s):** Wood Board


Acrylic Paint

Chalk

Photo paper

Anatomy book collage

**Process(es):** Cutting and collaging images from an anatomy book to create the first layers of the final piece



## Image 13

Sustained Investigation

**Height:** 60 inches

**Width:** 48 inches

**Material(s):** Wood Board

Acrylic Paint

Chalk

Photo paper

Anatomy book collage

**Process(es):** Collaging my photographs with pages from an anatomy book, then painting the CTA lines over the body



## Image 14

Sustained Investigation

**Height:** 30 inches

**Width:** 24 inches

**Material(s):** Wood Board

Acrylic Paint


Chalk

Photo paper

Anatomy book collage

**Process(es):** Pasting the torso of a pregnant mother to show the life within the city and layering the lines over





## Image 15

Sustained Investigation

**Height:** 30 inches

**Width:** 27 inches

**Material(s):** Wood Board

Acrylic Paint

Chalk

Photo paper

Anatomy book collage

**Process(es):** Using the CTA logo to enforce that the piece represents a map, sorting the photos by line colors

# Sustained Investigation: Analytic Scoring Rubric and Score Rationale

## Row D–Score 1

Analytic Scoring Rubric Row D: 2-D/3-D/Drawing Art and Design Skills		
1	2	3
Visual evidence of <b>rudimentary and moderate</b> 2-D/3-D/Drawing skills.	Visual evidence of <b>moderate and good</b> 2-D/3-D/Drawing skills.	Visual evidence of <b>good and advanced</b> 2-D/3-D/Drawing skills.

## Score Rationale

The visual evidence in this portfolio demonstrates rudimentary and moderate 2-D skills. Image 2 shows adequate skills using leading lines and emphasis on the lit figure against the dark blue sky. Image 7 is also moderate in its use of leading lines in a similar medium shot. Besides the directional lines in image 7, there is no central focus in the composition. In contrast, images 3 and 5 show little to no consideration of composition. Image 8 shows some balance of light and dark values but does not seem intentional and needs further exploration. Images 12 through 15 have some comparisons between the human cardiovascular with the “public transport...cardiovascular system of Chicago,” with little success. The collage and photographs within the image are rudimentary.



Image 2



Image 5

Sustained Investigation Score: Row A: Score 3/2 • Row B: Score 2 • Row C: Score 2 • Row D: Score 1