

## 2022 AP<sup>®</sup> 2-D Art and Design

### Sustained Investigation

#### Row A—Score 2

#### Written Evidence

##### Writing Prompt #1:

Identify the question(s) or inquiry that guided your sustained investigation.


##### Writing Prompt #2:

Describe how your sustained investigation shows evidence of practice, experimentation, and revision guided by your question(s) or inquiry.

#### Student Response

My sustained investigation is guided by my fascination with the evolution of music. I initially wanted to demonstrate how music evolved over time, but after some experimentation I started to highlight how music affects the world around us, and the different ways we can enjoy it. For example: Image #2 displays a Kithara, a Greek instrument similar to a guitar. Image #7 shows a janitor listening to music on the headphones while he works. Music inspires me in every aspect of life especially in creating my artwork and I wanted to share my passion of music combined with art throughout my portfolio.

My sustained investigation shows evidence of practice, because I used different styles throughout my portfolio. This also ties into experimentation, because I worked with different styles, as well as using different programs. Switching to Procreate Pocket allowed me to try doing art through touch, rather than using a mouse.



## Image 1

Sustained Investigation

**Height:** 10 inches

**Width:** 10 inches

**Material(s):** Adobe Illustrator, GNU Image Manipulation Program

**Process(es):** I drew a sitar in Illustrator, used tweak filter. I added a background with indian colors, used GIMP



## Image 2

Sustained Investigation

**Height:** 10 inches

**Width:** 10 inches

**Material(s):** GNU Image Manipulation Program

**Process(es):** I made a gradient in GIMP. I used Little Planet filter to make it circular. I colored it tropical.



### Image 3

Sustained Investigation

**Height:** 10 inches

**Width:** 10 inches

**Material(s):** Microsoft Paint, GNU Image Manipulation Program

**Process(es):** I drew a kithara in Paint. I then distorted it in GIMP using different filters.



### Image 4


Sustained Investigation

**Height:** 10 inches

**Width:** 10 inches

**Material(s):** Microsoft Paint, GNU Image Manipulation Program

**Process(es):** I made a design using squares in GIMP. I then added a music note, and distorted the image in GIMP.



## Image 5


Sustained Investigation

**Height:** 10 inches

**Width:** 10 inches

**Material(s):** Adobe Illustrator, GNU Image Manipulation Program

**Process(es):** I drew a scene of an African man drumming, I distorted the scene using different filters in GIMP.



## Image 6

Sustained Investigation

**Height:** 10 inches

**Width:** 10 inches

**Material(s):** Microsoft Paint, GNU Image Manipulation Program

**Process(es):** I used 2 non copyright images of bag and pipe. I aimed to color them like Irish flag. Distorted.



## Image 7

Sustained Investigation

**Height:** 10 inches

**Width:** 10 inches

**Material(s):** GNU Image Manipulation Program

**Process(es):** I took an image of our Janitor at school. I then posterized the image in GIMP, added contrast.



## Image 8

Sustained Investigation

**Height:** 10 inches

**Width:** 10 inches

**Material(s):** GNU Image Manipulation Program

**Process(es):** I took images of a sunset and an open road. I used double exposure to combine them, and added notes.



## Image 9


Sustained Investigation

**Height:** 10 inches

**Width:** 10 inches

**Material(s):** Microsoft Paint, GNU Image Manipulation Program

**Process(es):** I drew a scene of a church choir in Paint. I then distorted the scene in GIMP, added a texture.



## Image 10

Sustained Investigation

**Height:** 10 inches

**Width:** 10 inches

**Material(s):** Apple Procreate

**Process(es):** I drew a few geometric figures in Procreate. I then drew an apple and eye, added them in.



## Image 11

Sustained Investigation

**Height:** 10 inches

**Width:** 10 inches

**Material(s):** Apple Procreate

**Process(es):** My first digital painting. I produced the whole thing in Procreate. I utilized different opacities.



## Image 12


Sustained Investigation

**Height:** 10 inches

**Width:** 10 inches

**Material(s):** Adobe Illustrator, GNU Image Manipulation Program

**Process(es):** I drew Mozart in Illustrator. Made a background with a piano. I moved his eyes like Picasso.



## Image 13


Sustained Investigation

**Height:** 10 inches

**Width:** 10 inches

**Material(s):** Apple Procreate

**Process(es):** I used a palette from the Never Gonna Give You Up video and drew a geometric design in Procreate.



## Image 14

Sustained Investigation


**Height:** 10 inches

**Width:** 10 inches

**Material(s):** GNU Image Manipulation Program

**Process(es):** I took a photo of Staples Center in Downtown LA. I edited the photo in GIMP, added colorful shapes.





## Image 15

Sustained Investigation

**Height:** 10 inches

**Width:** 10 inches

**Material(s):** Microsoft Paint, GNU Image Manipulation Program.

**Process(es):** I drew an initial design in Paint, distorted it in GIMP. I played with the opacity.

# Sustained Investigation: Analytic Scoring Rubric and Score Rationale

## Row A–Score 2

Analytic Scoring Rubric Row A: Inquiry		
Writing Prompt 1: <i>Identify the question(s) or inquiry that guided your sustained investigation.</i>		
1	2	3
<p>Written evidence <b>identifies</b> an inquiry, but visual evidence <b>does not relate</b> to that inquiry.</p> <p><b>OR</b></p> <p>Written evidence <b>does not identify</b> an inquiry.</p>	<p>Written evidence <b>identifies</b> an inquiry that <b>relates</b> to the sustained investigation.</p> <p><b>AND</b></p> <p>Visual evidence <b>demonstrates</b> the sustained investigation.</p>	<p>Written evidence <b>identifies</b> an inquiry that <b>guides</b> the sustained investigation.</p> <p><b>AND</b></p> <p>Visual evidence <b>demonstrates</b> the sustained investigation.</p>

## Score Rationale

In these works, the student identifies an inquiry related to the investigation. While they initially began with the intent to “demonstrate how music evolved over time,” the student states that “after some experimentation, I started to highlight how music affects the world around us.” While some images visually relate to the concept of music, how it influences the world is less apparent. Components related to music are more visually evident in some images such as 1, 2, 3, 4, 5, 9, 12, and 13. However, in images 2, 7, 8, 11, and 15, connections to music are less clear.

In image 1, the central placement and the outward radiation of design components create emphasis on the sitar. Careful consideration of colors and their intensity keeps the design from becoming overwhelming. In image 2, the circular elements that overlay the background images make for an interesting design. Again, the color scheme appears intentional in hue and intensity. However, the subject of the background imagery is unidentifiable.




Image 1



Image 2

Sustained Investigation Score: **Row A: Score 2** • Row B: Score 2 • Row C: Score 2 • Row D: Score 3