

2021 AP[®] Art and Design

Drawing Sustained Investigation

Row B: Practice, Experimentation, and Revision

Written Evidence

Sustained Investigation

Identify the question(s) or inquiry that guided your sustained investigation.

Describe how your sustained investigation shows evidence of practice, experimentation, and revision guided by your question(s) or inquiry.

Response:

My artistic process recaptured my journey with running. In making each piece, I asked myself, "How can I develop the story of my success with running, descent into injury, and eventual return through art?"

A great concern I had when starting was actually developing a runner — a dynamic figure — as a subject matter. To prepare, I practiced with representing figures of runners (slide 1), as well as with capturing emotion with facial features (slide 8). These sketchbook developments provided me with an understanding of how each detail can greatly affect the subject's mood. Between each piece, I wanted to try something new and build upon a skill I had already been developing. Perspective as a whole was a factor I sought to consistently experiment with between works. Subject perspective was constantly played with, as slide 5, 12, and 15 are vastly different in view towards the figure, allowing me to focus on different emotions. I experimented with the perspective of pieces as whole, such as with the atmospheric perspective in slide 2. I highlighted major revisions with slides 5 and 6. With this work, I spent multiple attempts capturing the heroism that running brings out from me.

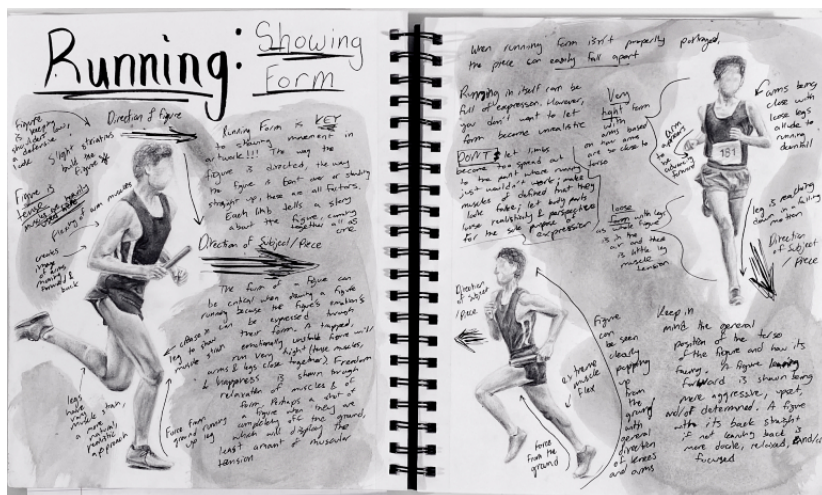


Image 1

Sustained Investigation

Height: 11 inches

Width: 19 inches

Material(s): graphite, marker, watercolor on sketch paper

Process(es): water color spill, semi-rough sketching, annotating around sketches



Image 2

Sustained Investigation

Height: 15 inches

Width: 11 inches

Material(s): acrylic paint on white canvas

Process(es): color mixing, glazing to depict sunlight, atmospheric perspective planning



Image 3

Sustained Investigation

Height: 12 inches

Width: 13.5 inches

Material(s): colored pencil, graphite pencil, and sketch paper

Process(es): sketching lockers with ruler, layering and scumbling-type marks with pencil, scratching with knife



Image 4

Sustained Investigation

Height: 14.5 inches

Width: 10.5 inches

Material(s): acrylic paint on drawing paper

Process(es): layering tones of colors to create neon effect, color mixing, glazing to portray light



Image 5

Sustained Investigation

Height: 6 inches

Width: 7 inches

Material(s): colored pencil, graphite pencil, and paper board

Process(es): one point perspective design, layering pencil over colored pencil, scumbling-type of pencil marks.

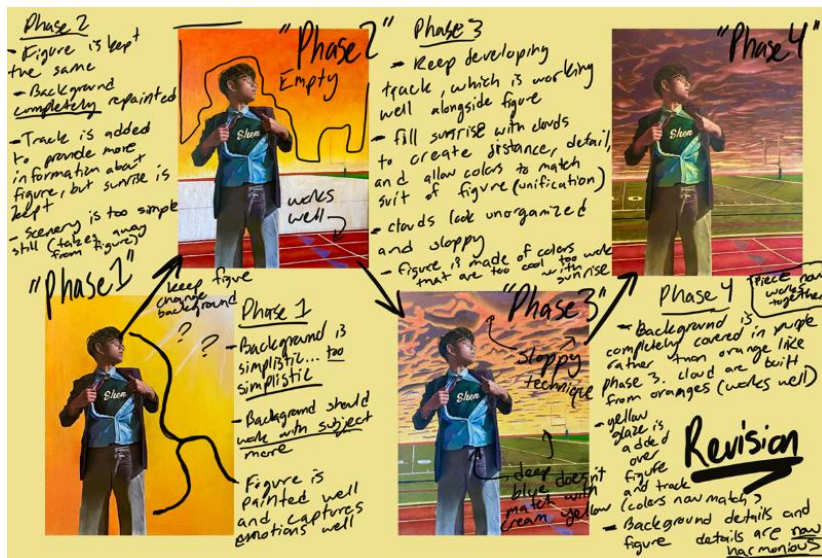


Image 6

Sustained Investigation

Height: 5.5 inches

Width: 9 inches

Material(s): iPad and Apple Pencil on digital software

Process(es): annotating over digitally attached images, map out of process with arrows



Image 7

Sustained Investigation

Height: 20 inches

Width: 16 inches

Material(s): acrylic paint and canvas

Process(es): color mixing, glazing to unify colors, rapid brush strokes to form clouds



Image 8

Sustained Investigation

Height: 6.5 inches

Width: 8.5 inches

Material(s): acrylic paint, water, digital software

Process(es): glazing used in works to add certain effects, with works shown having a sunlight effect with yellow




Image 9

Sustained Investigation

Height: 11.5 inches

Width: 13 inches

Material(s): colored pencil, graphite pencil, and drawing paper

Process(es): color blending, rubbing powdered charcoal to create shadows

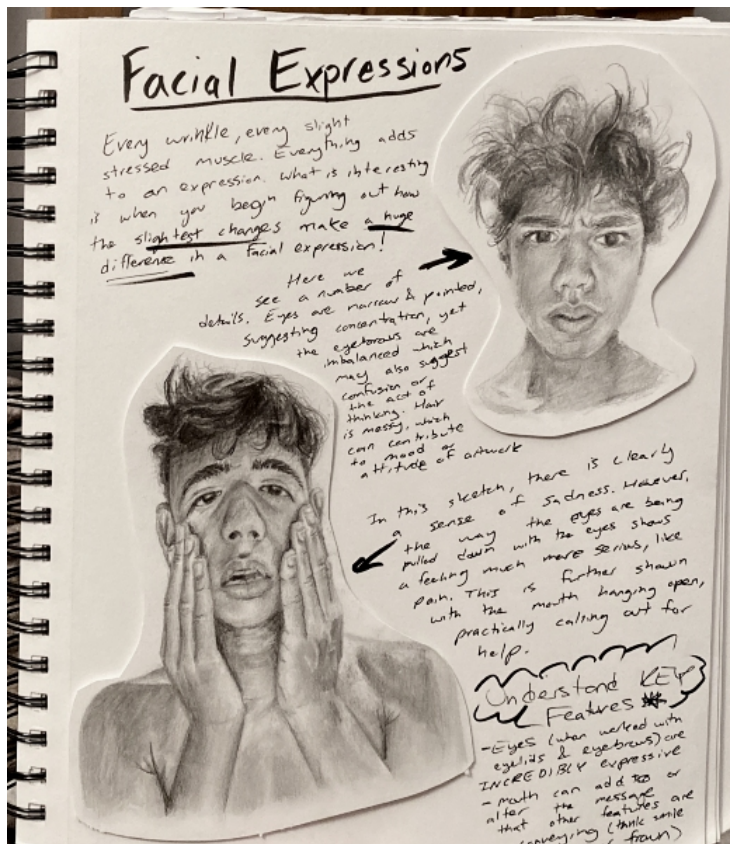


Image 10

Sustained Investigation

Height: 11 inches

Width: 9.5 inches

Material(s): graphite pencil, markers, tape

Process(es): semi-rough sketching, annotating of drawings and analysis of facial expression details

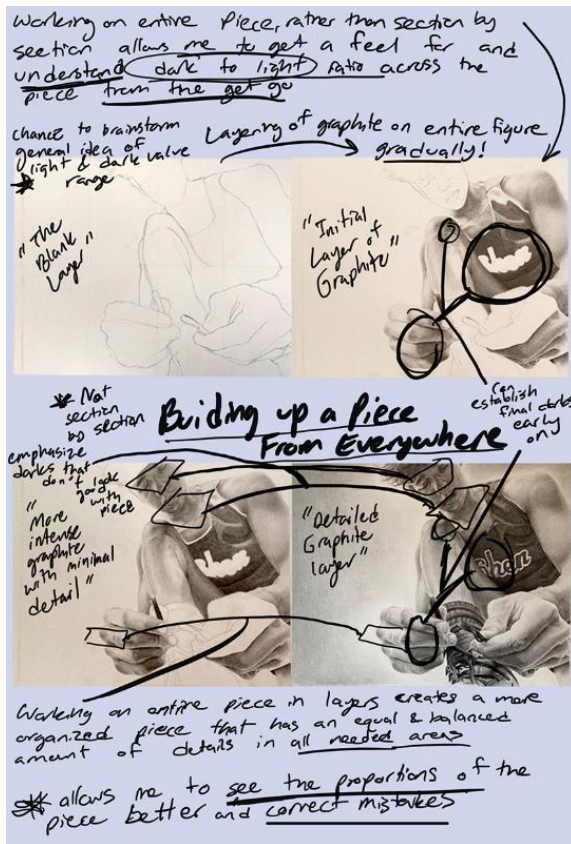


Image 11

Sustained Investigation

Height: 14 inches

Width: 9 inches

Material(s): iPad and Apple Pencil on digital software

Process(es): annotating over digitally attached images, marking up images with specific details



Image 12

Sustained Investigation

Height: 12 inches

Width: 15 inches

Material(s): graphite pencil, acrylic paint, and drawing paper

Process(es): graphite layering, quick brush strokes to create weathering effect on words, splatter painting

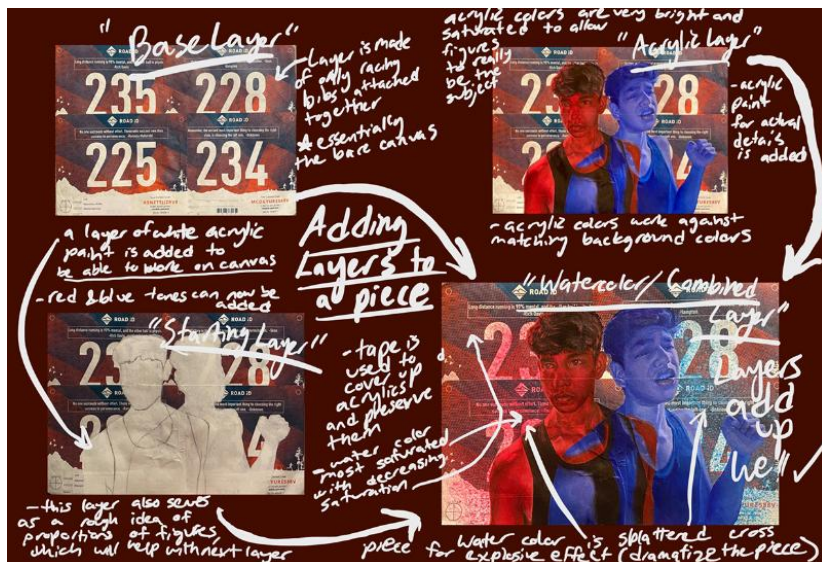


Image 13

Sustained Investigation

Height: 5.5 inches

Width: 8.5 inches

Material(s): iPad and Apple Pencil on digital software

Process(es): annotating over digitally attached images, text conveys connection between images



Image 14

Sustained Investigation

Height: 9.5 inches

Width: 13.5 inches

Material(s): watercolor paint, acrylic paint, hot glue, tape, and racing bibs

Process(es): glued and taped racing bibs together, applied white paint for usable space for paint, splattering



Image 15

Sustained Investigation

Height: 10 inches

Width: 8 inches

Material(s): acrylic paint and canvas

Process(es): color mixing and desaturation with water, layers of glazing to achieve tones

Sustained Investigation Scoring Rubric, Row B

B	Practice, Experimentation, and Revision		
	1	2	3
	Visual evidence of practice, experimentation, OR revision; however, visual evidence does not relate to a sustained investigation.	Visual evidence of practice, experimentation, OR revision relates to the sustained investigation. AND Written evidence relates to the visual evidence of practice, experimentation, OR revision.	Visual evidence of practice, experimentation, AND revision demonstrates development of the sustained investigation. AND Written evidence describes how the sustained investigation shows evidence of practice, experimentation, OR revision.

Scoring Criteria

Row B: **Practice, Experimentation, and Revision** – Score: 3

Visual evidence of practice, experimentation, **AND** revision **demonstrates development** of the sustained investigation.

AND
Written evidence **describes how** the sustained investigation shows evidence of practice, experimentation, **OR** revision.

Score Rationale

The visual evidence demonstrates the development of an inquiry that addresses “success with running, descent into injury, and eventual return through art.”

There is evidence of practice through a broad exploration of materials by using a variety of media. The work exhibits experimentation using acrylic paint, pencil, colored pencil, marker, and digital media to portray an understanding of a runner’s experience in a powerful manner (images 2, 5, 7, and 12). The written statement and visual evidence indicate intentional revision to create unity in the works through purposeful change and evolution, “between each piece, I wanted to try something new and build upon a skill I had already been developing.” For example, purposeful decision-making of color palette and glazing techniques create atmospheric perspective (image 2) and color harmony (images 6 and 7). Process images 1, 6, 10, and 13 present evidence of alteration and polishing of ideas using a sketchbook.



Image 2



Image 7

Sustained Investigation Score: Row A: Score 3 • **Row B: Score 3** • Row C: Score 3 • Row D: Score 3