
AP[®] Music Theory

Sample Student Responses and Scoring Commentary

Inside:

Free Response Question 2

- Scoring Guideline**
- Student Samples**
- Scoring Commentary**

Question 2: Melodic Dictation**9 points****General Instructions**

Always begin with the regular scoring guide. Try an alternate scoring guide only if necessary. (See I.D.)

**I. Regular Scoring Guide**

- A.** Award 1 point for each segment correct in **both** pitch and rhythm. **1 point each (max 8)**
- A “segment” is any half measure of the original melody, even if occurring over a bar line or beginning on a metrically weak pulse.
 - To receive credit, a segment must not overlap with any other segment receiving credit.
 - Do not subdivide a note to identify a segment.
 - To receive credit, a segment *may* be metrically shifted from its original position.
 - Give no credit for the final half note if notation of pitches continues thereafter.
- B.** If at least one segment is correct in pitch and rhythm, award 1 additional point to the total. For example, a response that is correct in all aspects receives a score of 8 + 1, or 9. Exception: Do not award a 9 unless all measures have the correct number of beats. Award an 8 (i.e., do not award the additional point) to an otherwise perfect response that does not use bar lines correctly. **1 point**
- C.** Record any score of 4 or higher and ignore the alternate scoring guides.
- D.** If after applying I.A. and I.B. the score is less than 4, try an alternate scoring guide.

II. Alternate Scoring Guides (Do not award the additional point to the total.)

- A.** Award $\frac{1}{2}$ point per segment of correct pitches. (Maximum of 4 points) **$\frac{1}{2}$ point each (max 4)**
OR
- B.** Award $\frac{1}{4}$ point per segment of correct rhythm. (Maximum of 2 points) **$\frac{1}{4}$ point each (max 2)**

Rounding Fractional Scores

- Total scores of $\frac{1}{2}$ and $1\frac{1}{2}$ round up to the closest integer. Total scores of $2\frac{1}{2}$ and $3\frac{1}{2}$ round down to the closest integer.
- Quarter points should be rounded to the closest integer.

III. Scores with Additional Meaning

- 1** This score may also be used for a response that does not have one segment correct in both pitch and rhythm but has two or more redeeming qualities. (Do not award the additional point.)
- 0** This score is used for a response that demonstrates an attempt to answer the question but has no redeeming qualities (or only one) or a response that is off-topic or irrelevant.
- NR** Reserved for blank responses.

IV. Scoring Notes

- A.** The following notations will *not* receive credit: enharmonic equivalents; octave transpositions; dots *before* the notehead; accidentals *after* the notehead.
- B.** If you use an alternate scoring guide, do not award the extra point to the total.
- C.** If you try both regular and alternate scoring guides, award the higher of the scores if there is a difference.
- D.** Scores from one guide may *not* be combined with those from another guide.

Total for question 2 (Regular Scoring Guide)

9 points

The melody is given below without bar lines and beams to assist in identifying segments (a segment is any half measure of the original melody, i.e., any set of four contiguous eighth-note beats):




Record points for correct segments in the boxes below. Use either the regular scoring guide or one of the alternate scoring guides.

Segment	1	2	3	4	5	6	7	8	Add. Pt.
Regular Scoring									
Alt. for Pitch ½ point									Max 4
Alt. for Rhythm ¼ point									Max 2

Write your response to **QUESTION 2** on this page.

Question 2. The melody will be played four times. There will be a pause of 30 seconds after the first playing and a one-minute pause after each subsequent playing. The melody you will hear uses all four of the measures provided below and contains no rests. The melody will be played on a bassoon.

The pitch of the first note has been provided. Be sure to notate the rhythm of that note. Now listen to the melody for the first time and begin working. 

Moderato



The melody for **Question 2** will now be played a second time. 

The melody for **Question 2** will now be played a third time. 


The melody for **Question 2** will now be played a final time. 

D: - G

PLEASE GO ON TO THE NEXT SET OF QUESTIONS.

Write your response to **QUESTION 2** on this page.

Question 2. The melody will be played four times. There will be a pause of 30 seconds after the first playing and a one-minute pause after each subsequent playing. The melody you will hear uses all four of the measures provided below and contains no rests. The melody will be played on a bassoon.

The pitch of the first note has been provided. Be sure to notate the rhythm of that note. Now listen to the melody for the first time and begin working. 

Moderato



The melody for **Question 2** will now be played a second time. 


The melody for **Question 2** will now be played a third time. 

The melody for **Question 2** will now be played a final time. 

PLEASE GO ON TO THE NEXT SET OF QUESTIONS.

Write your response to **QUESTION 2** on this page.

Question 2. The melody will be played four times. There will be a pause of 30 seconds after the first playing and a one-minute pause after each subsequent playing. The melody you will hear uses all four of the measures provided below and contains no rests. The melody will be played on a bassoon.

The pitch of the first note has been provided. Be sure to notate the rhythm of that note. Now listen to the melody for the first time and begin working. 

Moderato



The melody for **Question 2** will now be played a second time. 

The melody for **Question 2** will now be played a third time. 

The melody for **Question 2** will now be played a final time. 

PLEASE GO ON TO THE NEXT SET OF QUESTIONS.

Question 2

Note: Student samples are quoted verbatim and may contain spelling and grammatical errors.

Overview

This question assessed students' ability to:

- hear a four-measure melodic minor-key melody in bass clef and simple meter and notate the melody;
- hear and notate ascending and descending scalar patterns in the melodic minor mode;
- hear and notate an ascending arpeggiated tonic triad;
- hear and notate an ascending arpeggiated subdominant triad;
- hear and notate the dotted rhythms in measures 2 and 4;
- hear and notate melodic patterns containing stepwise motion and melodic skips;
- hear and notate a chromatic passing tone in measure 3 of the melody;
- hear and notate an idiomatic melodic cadence; and
- hear and notate pitches correctly in bass clef.

Sample: 2A

Score: 8

This represents a very good response. Segment one is incorrect in pitch because it does not have the accidental on the second note. Segments two through eight are correct in pitch and rhythm and were awarded 7 points. Using the regular Scoring Guide, 1 extra point was awarded to the score of 7 for a total score of 8.

Sample: 2B

Score: 4

This represents a fair response. Segment one is incorrect due to a missing accidental and an incorrect pitch on the fourth eighth note. Segments two and three are incorrect in pitch. Segments four and five are correct in pitch and rhythm and were awarded 2 points. Segments six and seven are incorrect in pitch and rhythm. Segment eight is correct and was awarded 1 point. Using the regular Scoring Guide, 1 extra point was awarded to the score of 3 for a total score of 4.

Sample: 2C

Score: 2

This represents a poor response. Segment one is incorrect in pitch due to the missing accidental and the pitch of the fourth eighth note. Segment two is incorrect in pitch. Segments three through seven are incorrect in pitch and rhythm. Segment eight is correct in pitch and rhythm and was awarded 1 point. Using the regular Scoring Guide, 1 extra point was awarded to the score of 1 for a total score of 2.