

2021 AP[®] Art and Design

3-D Art and Design Sustained Investigation

Row A: Inquiry

Written Evidence

Sustained Investigation

Identify the question(s) or inquiry that guided your sustained investigation.

Describe how your sustained investigation shows evidence of practice, experimentation, and revision guided by your question(s) or inquiry.

Response:

The question of my sustained investigation is, how does human emotion change the perception of an artistic work? The goal of the piece is to create many different emotions within the viewer that potentially conflict. With the resin faces, experimenting with color allowed for many different emotions to be conveyed with one expression. Mounting them to a wall was a difficult task, as it needed to convey the emotions on the faces, 3 dimensions, depth, be cohesive, and allow all expressions to be viewed in one moment. Curving the faces to converge their gaze at one point allowed for another depth to emotion where the viewer could feel overwhelmed by 40 faces or warmed by the attention. Curving the faces also met all previously laid out criteria. The mount onto the wall was initially going to be boxed in, but after putting all the angles into CAD software and viewing the angles, I shifted to a floating panel design as it gave less feeling of being monumental and instead conveyed a suspension, keeping what's behind the faces much more neutral. Spreading the colors also spread out the emotions across the piece allowing the eye to be constantly moving without being drawn to one spot.



Image 1

Sustained Investigation

Height: 18 inches

Width: 10 inches

Depth: 12 inches

Material(s): Wood, 6 face molds, tape

Process(es): used premade face molds, and created a stacking frame to stabilize molds while resin cures.



Image 2

Sustained Investigation

Height: 6 inches

Width: 24 inches

Depth: 36 inches

Material(s): Resin, Mica powder

Process(es): First resin faces pulled from molds, experimenting with color, mold pressure, and A-B resin mix.



Image 3

Sustained Investigation

Height: 6 inches

Width: 36 inches

Depth: 24 inches

Material(s): Resin, Mica powder

Process(es): Issues with initial resin faces such as cracking, deformation, discoloration, and thickness.

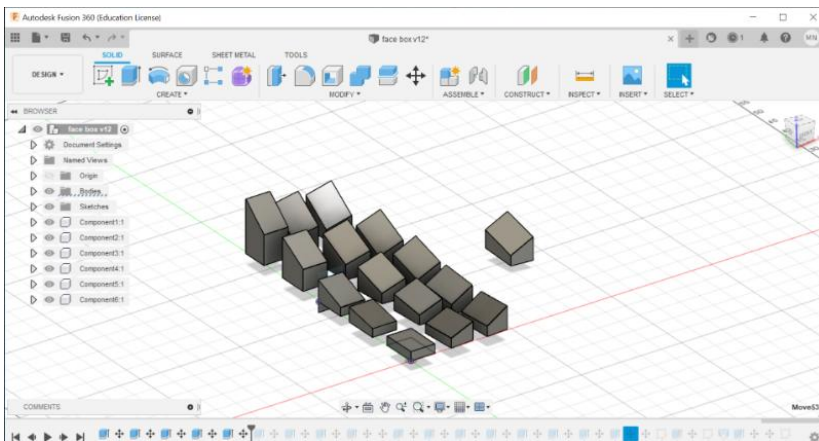


Image 4

Sustained Investigation

Height: NA

Width: NA

Depth: NA

Material(s): CAD Software

Process(es): Initial render for 1/4 of arrangement, testing for desired angles

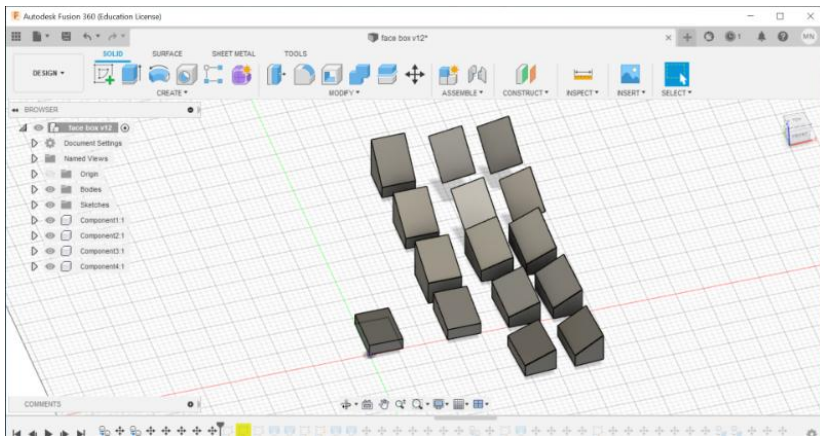


Image 5

Sustained Investigation

Height: NA

Width: NA

Depth: NA

Material(s): CAD Software

Process(es): 1/4 render unboxed panels and final angle placement

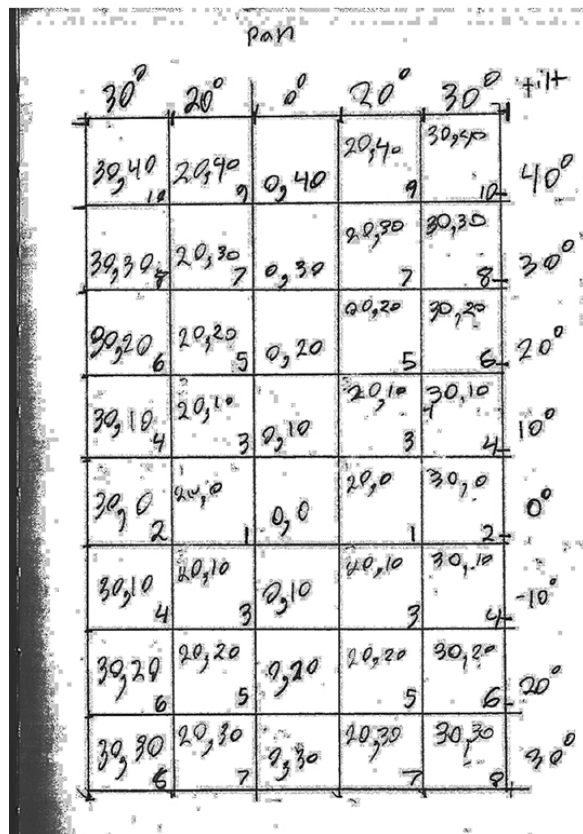


Image 6

Sustained Investigation

Height: NA

Width: NA

Depth: NA

Material(s): Paper pencil

Process(es): Final pan and tilt master sheet, and placement order of faces.



Image 7

Sustained Investigation

Height: 8 inches

Width: 5 inches

Depth: 6 inches

Material(s): wood

Process(es): final angle posts and mock up of final piece testing for focal point before final production



Image 8

Sustained Investigation

Height: 8 inches

Width: 5 inches

Depth: 6 inches

Material(s): wood

Process(es): final angle posts and mock up of final piece testing for focal point before final production



Image 9

Sustained Investigation

Height: 96 inches

Width: 60 inches

Depth: 6 inches

Material(s): resin, mica powder

Process(es): Testing spacing and color distribution of final 40 faces



Image 10

Sustained Investigation

Height: 96 inches

Width: 60 inches

Depth: 6 inches

Material(s): Resin, Mica Powder

Process(es): Final spacing estimate and color position to draw eye throughout peice



Image 11

Sustained Investigation

Height: 80 inches

Width: 50 inches

Depth: 12 inches

Material(s): resin, Mica Powder, black acrylic, wood, silicone glue, screws.

Process(es): Frontal view for view of color spacing and distribution



Image 12

Sustained Investigation

Height: 80 inches

Width: 50 inches

Depth: 12 inches

Material(s): resin, Mica Powder, black acrylic, wood, silicone glue, screws.

Process(es): Side view to convey angles and curvature and depth of the piece.



Image 13

Sustained Investigation

Height: 80 inches

Width: 50 inches

Depth: 12 inches

Material(s): resin, Mica Powder, black acrylic, wood, silicone glue, screws.

Process(es): A person viewing the experience



Image 14

Sustained Investigation

Height: 80 inches

Width: 50 inches

Depth: 12 inches

Material(s): resin, Mica Powder, black acrylic, wood, silicone glue, screws.

Process(es): top down view of the piece



Image 15

Sustained Investigation

Height: 80 inches

Width: 50 inches

Depth: 12 inches

Material(s): resin, Mica Powder, black acrylic, wood, silicone glue, screws.

Process(es): Lower frontal view for feeling the experience of the faces gaze converging on the viewer.

Sustained Investigation Scoring Rubric, Row A

A	Inquiry		
	1	2	3
	Written evidence identifies an inquiry but visual evidence does not relate to that inquiry. OR Written evidence does not identify an inquiry.	Written evidence identifies an inquiry that relates to the sustained investigation. AND Visual evidence demonstrates the sustained investigation.	Written evidence identifies an inquiry that guides the sustained investigation. AND Visual evidence demonstrates the sustained investigation.

Scoring Criteria

Row A: **Inquiry** – Score: 2

Written evidence **identifies** an inquiry that **relates** to the sustained investigation.

AND

Visual evidence **demonstrates** the sustained investigation.

Score Rationale

The written and visual evidence identifies an inquiry related to the sustained investigation. The student statement, “how does human emotion change the perception of an artistic work?” uniquely addresses the inquiry through one extensive work of art composed by connecting multiple pieces (images 11-15) within the portfolio. The use of color variants articulates “human emotion.” However, the written evidence states an intention to “allow all expressions to be viewed in one moment,” and this is achieved by “curving the faces” in a concave manner (image 12). The use of repetitive shapes helps to create a sense of unity throughout the composition.

The written evidence does not identify an inquiry that guides the sustained investigation but instead focuses on a descriptive method. A stronger connection between the visual clues and the investigation would guide the viewer more clearly. For example, using primarily color to define the complexity of emotion is an overly simplistic solution. Exploration and implementation of a broader range of elements and principles would offer more direction; however, the written evidence relates to the sustained investigation. Although this is a good example of a single work comprising the entire portfolio, it does not rise to the level of a 3 for this row because the written evidence merely identifies an inquiry without demonstrating how that inquiry guides the sustained investigation.



Image 12



Image 2

Sustained Investigation Score: **Row A: Score 2** • Row B: Score 2/3 • Row C: Score 3 • Row D: Score 3