

## 2021 AP<sup>®</sup> Art and Design

### 2-D Art and Design Sustained Investigation

#### Row D: 2-D/3-D/Drawing Art and Design Skills

##### Written Evidence

Sustained Investigation

Identify the question(s) or inquiry that guided your sustained investigation.

Describe how your sustained investigation shows evidence of practice, experimentation, and revision guided by your question(s) or inquiry.

##### Response:

My sustained investigation focuses on how children see the world and how memories differ from reality. Everything seemed magical to me as a child: fantasy was everywhere and I was curious and carefree.

In my works, I demonstrate the distortion of time by portraying rosy nostalgia, paying attention to details, lighting, and storytelling. Studying nature, architecture, wildlife, and people in pockets of captured time in the form of old photos and Google Maps, I depict memories of my old town in Pennsylvania and fill in the gaps with memories. By creating works that romanticize nature and beauty, such as image 1, I rely on environments to help tell the story. I utilized wide angle and fisheye perspective in images 4, 9, 11, 12, and 13 to mimic human perception. By exaggerating gestures and expressions in pieces 4, 6, 9, and 12, I improved the storytelling and then revised image 1 to show this progression. In artwork 7, I created a physical fairy house with household materials to help get back into my child mindset. I collaged and overlaid old photos in pieces 4, 5, 13, and added gaussian blur and noise filters to reinforce themes of nostalgia.



## Image 1

Sustained Investigation

Height: 25.6 inches

Width: 14.4 inches

**Material(s):** Firealpaca digital illustration with noisy texture and blur filter. Overlaid photo.

**Process(es):** Observing photos of my old creek, filling in any gaps with vague memories.



## Image 2

Sustained Investigation

Height: NA

Width: NA

**Material(s):** Ballpoint pen, markers on sketchbook pages.

**Process(es):** Exploring themes and ideas of creek and nostalgia for my piece 1.



## Image 3

Sustained Investigation

Height: NA

Width: NA

**Material(s):** Several draft layers of Firealpaca digital illustration.

**Process(es):** Process pictures of image 1. Experimenting with color, texture, and detail work.



## Image 4

Sustained Investigation

Height: 25.6 inches

Width: 14.4 inches

**Material(s):** Firealpaca digital illustration on Surface Pro 4. Childhood photographs on top of figure.

**Process(es):** Utilized a fisheye grid for perspective. Polka dot texture to give comic book quality.





## Image 5

Sustained Investigation

**Height:** 12 inches

**Width:** 12 inches

**Material(s):** Firealpaca digital illustration on Surface Pro 4. Photographs.

**Process(es):** Cool colored nature contrasting with warm foreground. Polka dot texture to give comic book quality.



## Image 6

Sustained Investigation

**Height:** 25.6 inches

**Width:** 14.4 inches

**Material(s):** Firealpaca digital illustration on Surface Pro 4.

**Process(es):** Researched grandparent's previous house and pasta recipe, overlaid VCR text to reinforce nostalgia.



## Image 7

Sustained Investigation

Height: 17.3 inches

Width: 25.6 inches

**Material(s):** Popsicle sticks and other household items, photograph, Firealpaca digital illustration.

**Process(es):** Fairy house constructed, illustration on top of photograph.



## Image 8

Sustained Investigation


Height: NA

Width: NA

**Material(s):** Fairy house made with popsicle sticks, household items, and old drawing

**Process(es):** Building with old memories and materials available in childhood, reinforcing themes of nostalgia.





## Image 9


Sustained Investigation

Height: 16.7 inches

Width: 14.4 inches

**Material(s):** Firealpaca digital illustration on Surface Pro 4.

**Process(es):** Blur and noise filter on edges, circular crop to give imperfect camera-like immersion.



## Image 10

Sustained Investigation

Height: NA

Width: NA

**Material(s):** Process drawings and old photographs from my childhood camera.

**Process(es):** Used fisheye grid and photos, revised color scheme. Experimented with composition and values.



## Image 11

Sustained Investigation

Height: NA

Width: NA

**Material(s):** Firealpaca digital  
Illustration on Surface Pro 4.  
Process photos.

**Process(es):** Studying old  
photographs, then translated into  
digital illustration. Blur and noise  
filter on edges.



## Image 12

Sustained Investigation


Height: 27 inches

Width: 18.8 inches

**Material(s):** Photoshop digital  
Illustration on Surface Pro 4.

**Process(es):** Focusing on a clear  
composition with detail focused on  
left side. Watercolor texture on night  
sky.





## Image 13

Sustained Investigation

**Height:** 14.4 inches

**Width:** 19.2 inches

**Material(s):** Childhood drawings.  
Photoshop digital illustration on  
Surface Pro 4.

**Process(es):** Digital collage of cuts  
outs of childhood drawings with  
illustration on top.



## Image 14

Sustained Investigation

**Height:** 25.6 inches

**Width:** 14.4 inches

**Material(s):** Photoshop digital  
Illustration on Surface Pro 4.

**Process(es):** Revision of image 1  
with gained experience--  
emphasized storytelling and fisheye  
perspective.





## Image 15

Sustained Investigation

Height: NA

Width: NA

**Material(s):** Detail shots of image 14.

**Process(es):** Revision of image #1 with more gained experience--emphasized storytelling and fisheye perspective.

## Sustained Investigation Scoring Rubric, Row D

D	2-D/3-D/Drawing Art and Design Skills		
	1	2	3
	Visual evidence of rudimentary and moderate 2D/3D/Drawing skills.	Visual evidence of moderate and good 2D/3D/Drawing skills.	Visual evidence of good and advanced 2D/3D/Drawing skills.

### Scoring Criteria

Row D: **2-D/3-D/Drawing Art and Design Skills** – Score: 3

Visual evidence of **good and advanced** 2-D/3-D/Drawing skills.

### Score Rationale

The visual evidence demonstrates highly developed 2-D skills in illustrating “how children see the world and how memories differ from reality. Everything seemed magical to me as a child: fantasy was everywhere and I was curious and carefree.” The work shows advanced levels in composing complex scenes of “magic and nostalgia” through figure/ground relationships, connection, hierarchy, emphasis, connection, and juxtaposition (images 1, 4, 5, 6, 9, 11, 12, 13 and 14). The artist notes, “I demonstrate the distortion of time by portraying rosy nostalgia, paying attention to details, lighting, and storytelling.” The images presented show advanced development of the picture plane moving from traditional viewpoints of the world (images 1, 4, 5, and 6) to highly distorted ones through a fisheye lens perspective (images 9, 10, and 12). The artist says, “I utilized [a] wide-angle and fisheye perspective... By exaggerating gestures and expressions, I improved the storytelling.”

The visual evidence shows experimentation and practice by way of building 3-D sets. “I created a physical fairy house with household materials to help get back into my child mindset.” The student artist photographed differing angles, placed acetate over the images, and drew characters to fit a distorted perspective (image 10)—further evidence of advanced levels 2-D skills. Finally, these advanced 2-D skills appear in the work studies that research various fisheye grids, value experiments, and color tests (images 2, 3, 10, and 11). The work exhibits a strong understanding of color harmonies such as complementary (images 1, 3, 4, 9, and 12) and split-complementary sets (images 5, 13 and 14).




Image 8



Image 11