

2020 AP[®] Art and Design

Drawing Sustained Investigation, *Score 1/2/3/3*

Written Evidence

Sustained Investigation

Identify the question(s) or inquiry that guided your sustained investigation.

Describe how your sustained investigation shows evidence of practice, experimentation, and revision guided by your question(s) or inquiry.

Response:

This collection of works concentrates on important aspects of my life, whether that be my interests or observations. Throughout my works, I began to aim my focus more on the human eye in surrealistic settings, all while conveying ideas based on the current state of our society. Deeply fascinated by the world we live in, I incorporated aspects of nature into my drawings such as plants and bugs. Aside from the theme of environmental awareness, I also included pieces inspired by my personal life.

I primarily used and became comfortable with graphite as my base medium. Over time, I experimented with charcoal, ink, and marker to further extend my abilities with value, which began to improve significantly in pieces like 9 and 10. By not using any color, I feel as if the focal points are more exaggerated. In the pieces that include eyes, the pupils are going to be the focal point since they are the darkest. The balance between the darkest and lightest areas of each piece shows great contrast. Throughout my Sustained Investigation, I specifically experimented with value and contrast in an effort to convey my current interests and observations through a mix between realism and surrealism.

Scoring Criteria

Rationale for Score

Row A: **Inquiry** – Score: 1

Written evidence **identifies** an inquiry but visual evidence **does not relate** to that inquiry

OR

Written evidence **does not identify** an inquiry.

The student has not identified an inquiry for the sustained investigation but rather has created a statement listing “important aspects of my life.” Several ideas have informed the visual work and are listed in the statement. “Throughout my works, I began to aim my focus more on the human eye in surrealistic settings, all while conveying ideas based on the current state of our society.”

Additional subjects in the body of work refer to “plants and bugs” and “pieces inspired by my personal life.” The evidence in the sustained investigation’s written statement reflects the many interests of the student but does not provide information that can link the images to an investigation of artistic concern. To achieve a higher score, an articulation of what the student was investigating through art-making would be necessary.

Row B: **Practice, Experimentation, and Revision** – Score: 2

Visual evidence of practice, experimentation, **OR** revision **relates** to the sustained investigation.

AND

Written evidence **relates** to the visual evidence of practice, experimentation, **OR** revision.

Through the written statement and the work submitted, the portfolio shows evidence of practice and experimentation. “I primarily used and became comfortable with graphite as my base medium. Over time, I experimented with charcoal, ink, and marker to further extend my abilities with value.” In image 1, the values and transitions are soft, allowing the eye to sit comfortably in the textured surreal space. With image 10, similar subjects with intensified values figure in the composition. “The balance between the darkest and lightest areas of each piece show great contrast.”

Row C: **Materials, Processes, and Ideas** – Score: 3

Visual relationships among materials, processes, **AND** ideas are **clearly evident** and **demonstrate synthesis**.

“Throughout my Sustained Investigation, I specifically experimented with value and contrast in an effort to convey my current interests and observations through a mix between realism and surrealism.” The progression of images using black and white graphite value shows the intention to emphasize focal point and contrast leading to the synthesis of materials, processes, and ideas.

Some images (5, 6, and 7) are less resolved for contrast and focal point. Image 9 makes use of charcoal and marker to draw high contrast values providing additional emphasis to the focal point. “I used charcoal and black marker to add more contrast and better value opposed to my other pieces.” Although not all works achieve synthesis of materials, processes, and ideas, there is enough evidence of synthesis to support the score of 3.

Row D: **2-D/3-D/Drawing Art and Design Skills** – Score: 3

Visual evidence of **good and advanced** 2-D/3-D/Drawing skills.

There is visual evidence of good and advanced drawing skills. The work shows mark-making that is intentionally controlled to emphasize value transitions. The student states a goal “to aim my focus more on the human eye in surrealistic settings.” This is achieved through seamlessly drawn elements that coexist in a surreal environment in most of the work.



Image 1

Sustained Investigation

Height: 8 inches

Width: 9 inches

Material(s): Graphite

Process(es): Drew the eye first with darker graphite, then added leaf patterns in background afterward

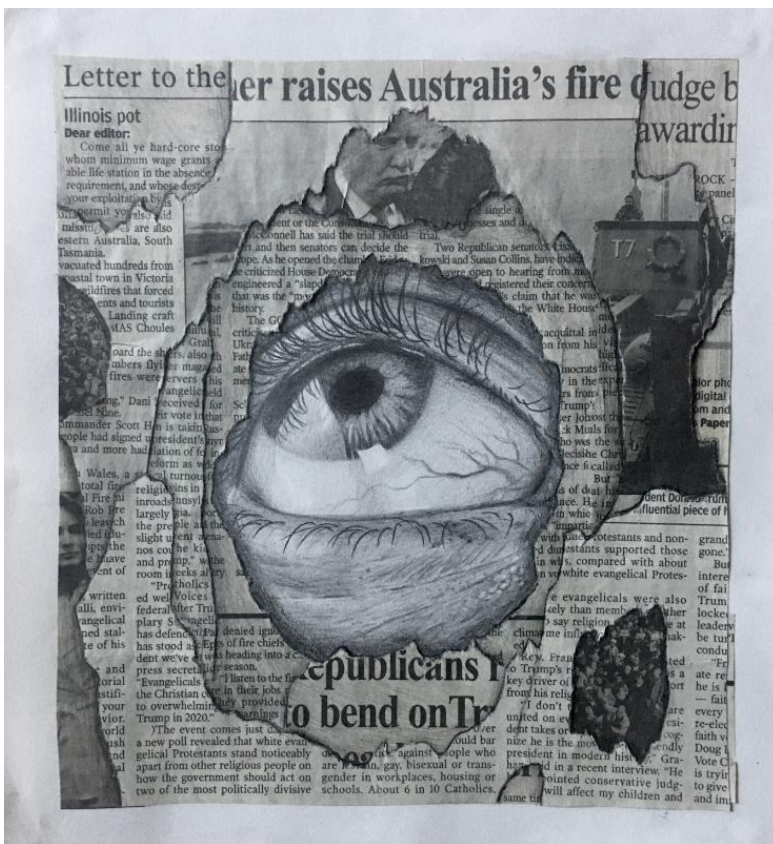


Image 2

Sustained Investigation

Height: 9.5 inches

Width: 9 inches

Material(s): Graphite, charcoal, newspaper

Process(es): Drew the eye, then glued torn newspaper articles onto the page



Image 3

Sustained Investigation

Height: 10 inches

Width: 7.5 inches

Material(s): India ink, graphite, pen

Process(es): Painted the buildings, then used graphite and pen to bring out shadows and highlights for depth



Image 4

Sustained Investigation

Height: 8.25 inches

Width: 9 inches

Material(s): Graphite, charcoal

Process(es): I used charcoal in the background and foreground for a sense of balance and contrast




Image 5

Sustained Investigation

Height: 8.5 inches

Width: 8 inches

Material(s): Graphite

Process(es): Experimented with lots of shading. The cans helped me practice detail in lighting

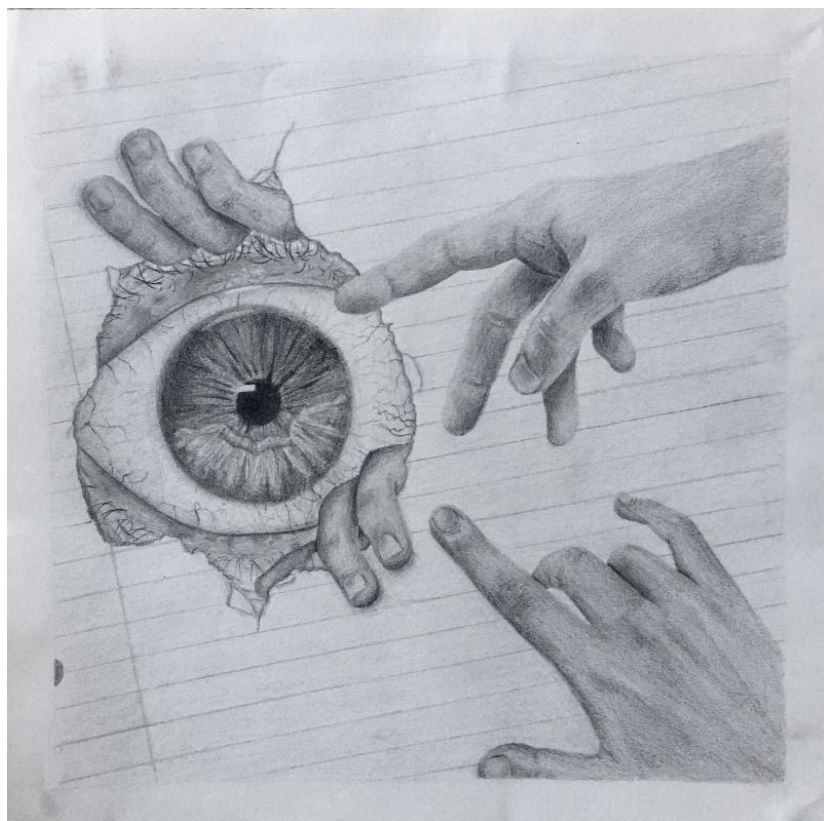


Image 6

Sustained Investigation

Height: 9 inches

Width: 8.75 inches

Material(s): Graphite

Process(es): The hands helped me practice the transition from the background to the foreground



Image 7

Sustained Investigation

Height: 9 inches

Width: 9 inches

Material(s): Graphite

Process(es): Practiced shadow with different types of markings. Small lines in the eyelid and underneath the eye



Image 8

Sustained Investigation

Height: 9.75 inches

Width: 8.5 inches

Material(s): Graphite, pen

Process(es): Practiced proportioning




Image 9

Sustained Investigation

Height: 9 inches

Width: 9 inches

Material(s): Graphite, charcoal, marker

Process(es): I used charcoal and black marker to add more contrast and better value opposed to my other pieces




Image 10

Sustained Investigation

Height: 9 inches

Width: 10.5 inches

Material(s): Graphite

Process(es): Accentuated the shadows and highlights of the leaves. Eyes were placed in the two spots for emphasis