

## 2020 AP<sup>®</sup> Art and Design

### 2-D Art and Design Sustained Investigation, *Score 3/2/2/1*

#### Written Evidence

Sustained Investigation

**Identify the question(s) or inquiry that guided your sustained investigation.**

**Describe how your sustained investigation shows evidence of practice, experimentation, and revision guided by your question(s) or inquiry.**

#### Response:

Where does our family go when they are gone?

What has my grandma missed in our lives, especially mine?

Where and when do I feel her presence or remember her?

In my sustained investigation I decided to write letters to my grandma as an “update” on what she was missing in my life events. Many believe people go heaven or that they are spirits or that there is an afterlife etc but I believe my grandma is where she wanted to be with god and occasionally shows up spiritually and that she is always taking care of me. During this past two years that she has been gone she has missed important milestones not only in my life but in everyone in my family, she was our world and for her to not be able to create the memories and celebrate important events makes us miss her in that moment but we know she is watching over us and we know that she is in our hearts. When I miss her very much and don't feel her around me I think ‘abuela donde estas’ or out loud say ‘grandma’ and my heart starts to burst a little and that's her saying that she is with me.

## Scoring Criteria

## Rationale for Score

### Row A: Inquiry – Score: 3

Written evidence **identifies** an inquiry that **guides** the sustained investigation.  
**AND**

Visual evidence **demonstrates** the sustained investigation.

The written evidence provides clear information for an inquiry that guides the sustained investigation, as is evidenced through the visual work presented. The student begins with the questions, “Where does our family go when they are gone? What has my grandma missed in our lives, especially mine? Where and when do I feel her presence or remember her?” These questions gave the student the idea to write a series of letters to her grandmother, updating her on the milestones missed. There is a clear concept that guides the investigation through the body of work.

### Row B: Practice, Experimentation, and Revision – Score: 2

Visual evidence of practice, experimentation, **OR** revision **relates** to the sustained investigation.  
**AND**

Written evidence **relates** to the visual evidence of practice, experimentation, **OR** revision.

The artworks demonstrate some practice and experimentation related to the sustained investigation through handwritten letters with drawings to the student’s grandmother. For example, in image 3, the student writes about how the grandmother missed the birth of three grandchildren whom she will never know. The letter includes a simple drawing of the babies and grandmother in contour; practice for this work can be seen in image 2. Similarly, image 1 provides preparation for image 4, which discusses plans for a tattoo with her grandmother’s name encircled by her favorite flower. The varied placement of text in images 7 and 8, as well as the shift to watercolor processes in image 9, is evidence of experimentation.

### Row C: Materials, Processes, and Ideas – Score: 2


**Visual relationships** among materials, processes, **OR** ideas are **evident**.

Visual relationships between materials, processes, or ideas are evident in the body of work. The student’s choice of materials supports the ideas presented in the inquiry. For example, the student uses transparency paper, which creates a hazy layered effect and refers to the notion of memory. The choice to employ watercolor creates a translucent ephemeral quality that references the vague, fleeting memories of those who have died. Within the letters, information from the text becomes the visual reference for the work. For example, in image 1, the student uses her grandmother’s signature to form a part of a flower stem in the drawing. In image 10, the student experiments with background colors to symbolize feelings. The student’s use of materials (transparency paper and watercolor) and ideas (memory and loss) create connections within the body of work that support the intention of the sustained investigation.

### Row D: 2-D/3-D/Drawing Art and Design Skills– Score: 1

Visual evidence of **rudimentary and moderate** 2-D/3-D/Drawing skills.

The body of work demonstrates visual evidence of rudimentary 2-D skills. There is a lack of consideration for the placement of text and penmanship. In three of the five finished works, the drawings occupy the bottom of the page in the space leftover from the writing. Therefore, the drawings appear to be an afterthought in the overall design of the page. The exceptions are images 7 and 8; more consideration is given to the layout of the text and imagery.



## Image 1


Sustained Investigation

Height: NA

Width: NA

**Material(s):** transparency paper  
sharpie gel pen mix media paper  
grandmas signature

**Process(es):** Contour line studies in  
ink for image #4



## Image 2

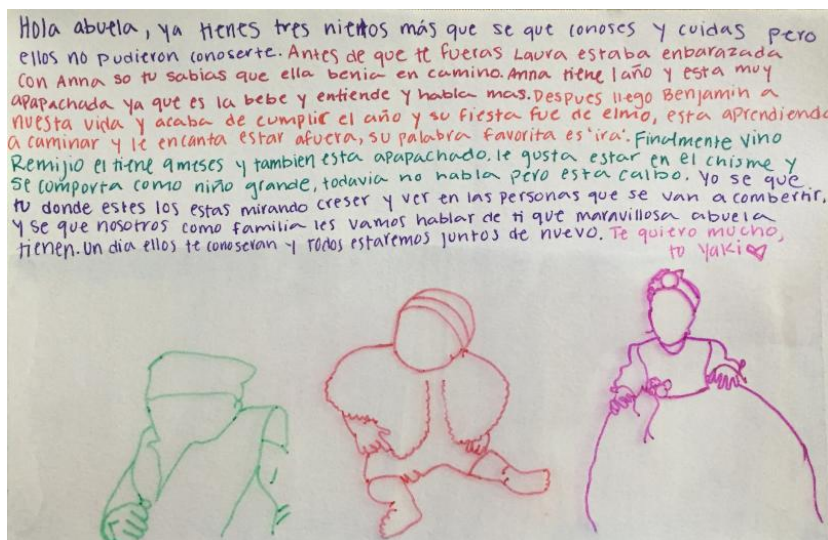
Sustained Investigation

Height: NA

Width: NA

**Material(s):** transparency paper  
sharpie gel pen mix media paper  
reference picture of babies

**Process(es):** Example is Contour line  
studies in ink for image #3



## Image 3

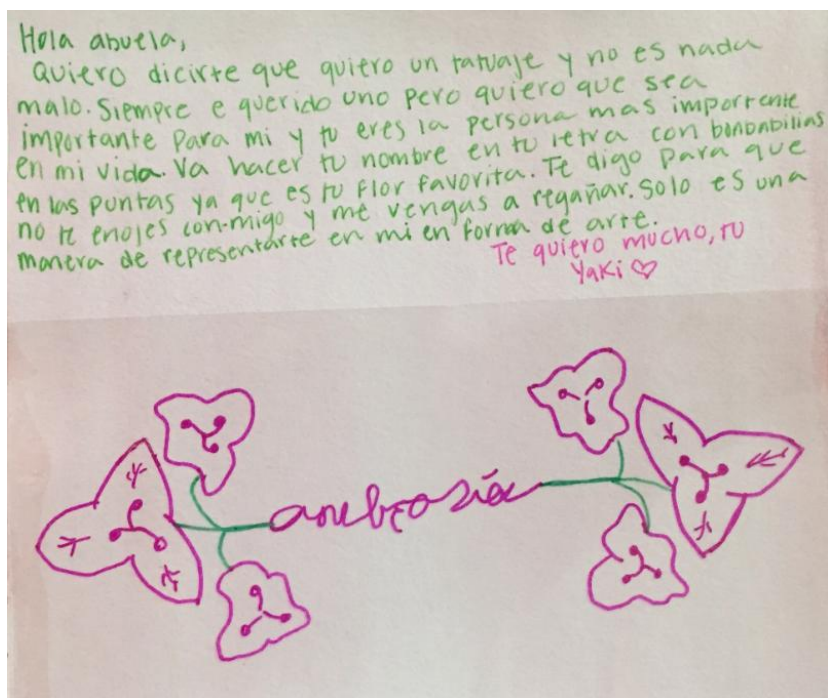
Sustained Investigation

Height: 5.5 inches

Width: 8.5 inches

**Material(s):** gel pen sharpie mix media paper water color transparency paper

**Process(es):** letter and painting and collage



## Image 4

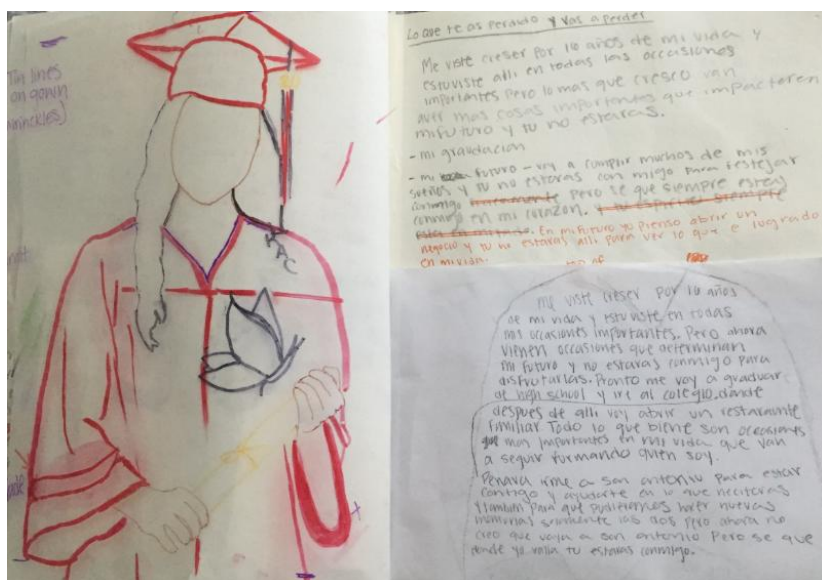
Sustained Investigation

Height: 5.5 inches

Width: 8.0 inches

**Material(s):** gel pen transparency paper sharpie water color mix media paper

**Process(es):** letter and counter line work



## Image 5


Sustained Investigation

Height: NA

Width: NA

**Material(s):** transparency  
papersharpie gel pen pencil image of  
myself

**Process(es):** Contour line studies in  
ink for image #7



## Image 6

Sustained Investigation


Height: NA

Width: NA

**Material(s):** water color transparency  
paper pencil mix media paper

**Process(es):** water color and  
Contour line studies in ink for image  
#8





## Image 7


Sustained Investigation

Height: NA

Width: NA

**Material(s):** transparency paper gel pen mix media paper water color

**Process(es):** letter and counter line work



## Image 8

Sustained Investigation

Height: 5.5 inches

Width: 8.5 inches

**Material(s):** tracing paper water color transparency paper gel pen mix media paper

**Process(es):** Painting and collage



## Image 9

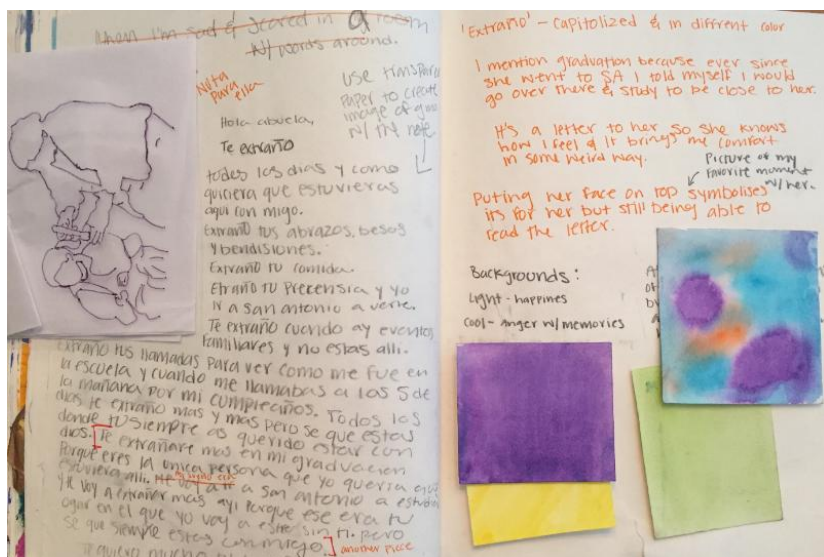
Sustained Investigation

Height: 5.5 inches

Width: 8.5 inches

**Material(s):** water color transparency  
paper/gel pen mix media paper

**Process(es):** letter and counter line  
work and painting



## Image 10

Sustained Investigation

Height: NA

Width: NA

**Material(s):** image reference water  
color gel pen/pencil

**Process(es):** water color and  
Contour line studies in ink for image  
#9