



AP[®] Physics C: Mechanics

Sample Booklet

SECTION II: FREE-RESPONSE

ENTER YOUR IDENTIFICATION INFORMATION

1. First two letters of your last name

First letter of your first name

2. Date of birth
Month Day

3. Six-digit school code

Time: 1 hour, 40 minutes

Questions: 4

- Free-response questions and the section timer are in Bluebook.
- Write answers in this booklet.
- Use a pencil or pen with black or dark blue ink.
- Do not write outside the box. Erased or crossed-out work will not be scored.
- Reference information is in Bluebook.

© 2025 College Board. College Board, Advanced Placement, AP, and the acorn logo are registered trademarks of College Board. Unauthorized reproduction or use of any part of this test is prohibited and may result in cancellation of scores and possible prosecution to the fullest extent of the law.

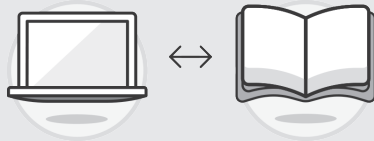
Affix AP ID Label Here



XXXXXX

80





Question 1

There are four versions of Question 1; you will only be answering one version.

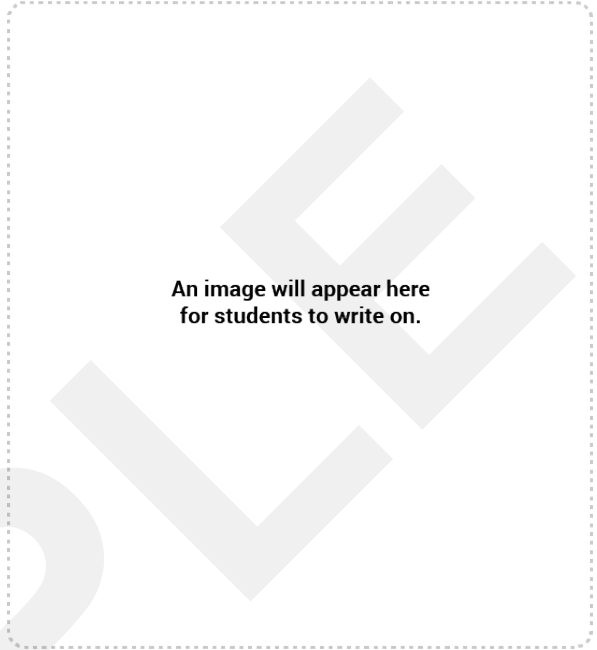
Bluebook will indicate which version to answer (J, K, L, or M) and the page number in the booklet.

Make sure you respond in the correct space in the booklet.

Use a pencil or a pen with black or dark blue ink. Do NOT write your name. Do NOT write outside the box.

Question 1: Version J

PART A



An image will appear here
for students to write on.

PART B



Go to Question 2 in Bluebook when you're done with this question.



Use a pencil or a pen with black or dark blue ink. Do NOT write your name. Do NOT write outside the box.

Question 1: Version K

PART A

An image will appear here
for students to write on.

PART B

Page 4



Go to Question 2 in Bluebook when you're done with this question.

Use a pencil or a pen with black or dark blue ink. Do NOT write your name. Do NOT write outside the box.

Question 1: Version M

PART A

An image will appear here
for students to write on.

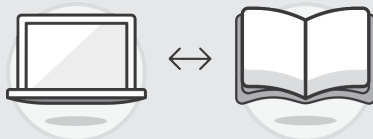
PART B

Page 6



Go to Question 2 in Bluebook when you're done with this question.





Question 2

There are four versions of Question 2; you will only be answering one version.

Bluebook will indicate which version to answer (J, K, L, or M) and the page number in the booklet.

Make sure you respond in the correct space in the booklet.

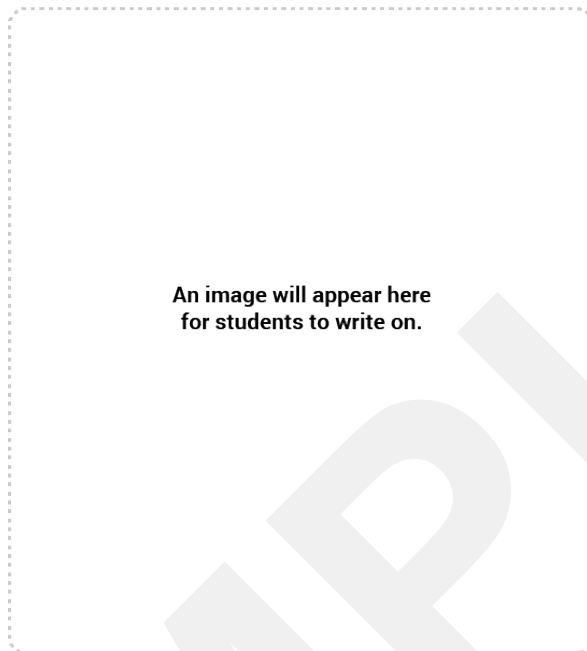
Continue to Question 2.



Use a pencil or a pen with black or dark blue ink. Do NOT write your name. Do NOT write outside the box.

Question 2: Version J

PART A



PART B

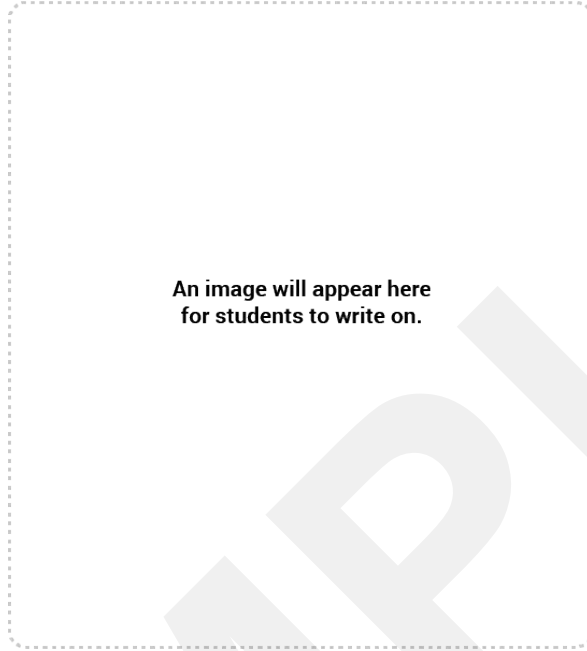
Page 8

Question 2: Version J continues on the next page.

Use a pencil or a pen with black or dark blue ink. Do NOT write your name. Do NOT write outside the box.

Question 2: Version J

PART C



An image will appear here
for students to write on.

PART D



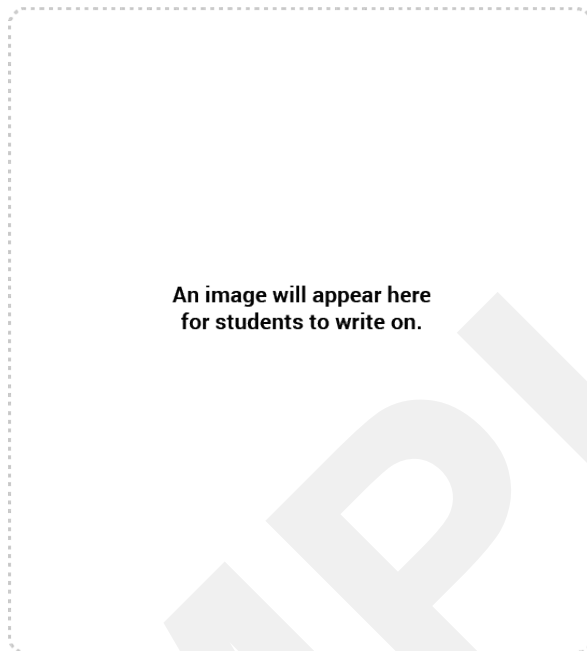
Go to Question 3 in Bluebook when you're done with this question.



Use a pencil or a pen with black or dark blue ink. Do NOT write your name. Do NOT write outside the box.

Question 2: Version K

PART A



PART B

Page 10

Question 2: Version K continues on the next page.



Use a pencil or a pen with black or dark blue ink. Do NOT write your name. Do NOT write outside the box.

Question 2: Version K

PART C

An image will appear here
for students to write on.

PART D



Go to Question 3 in Bluebook when you're done with this question.

Question 2: Version L

PART A

An image will appear here
for students to write on.

PART B



Use a pencil or a pen with black or dark blue ink. Do NOT write your name. Do NOT write outside the box.

Question 2: Version L

PART C

An image will appear here
for students to write on.

PART D



Go to Question 3 in Bluebook when you're done with this question.

Use a pencil or a pen with black or dark blue ink. Do NOT write your name. Do NOT write outside the box.

Question 2: Version M

PART C

An image will appear here
for students to write on.

PART D




Go to Question 3 in Bluebook when you're done with this question.

Question 3

PART C

Vertical axis: _____ Horizontal axis: _____

Table 2



PART D



Go to Question 4 in Bluebook when you're done with this question.

Use a pencil or a pen with black or dark blue ink. Do NOT write your name. Do NOT write outside the box.

Question 4

PART C

SAMPLE

Page 19

Go on to the next page.



