



AP[®] Physics 1: Algebra-Based

Sample Booklet

SECTION II: FREE-RESPONSE

ENTER YOUR IDENTIFICATION INFORMATION

- First two letters of your last name
First letter of your first name
- Date of birth
Month Day
- Six-digit school code

Time: 1 hour, 40 minutes

Questions: 4

- Free-response questions and the section timer are in Bluebook.
- Write answers in this booklet.
- Use a pencil or pen with black or dark blue ink.
- Do not write outside the box. Erased or crossed-out work will not be scored.
- Reference information is in Bluebook.

© 2025 College Board. College Board, Advanced Placement, AP, and the acorn logo are registered trademarks of College Board. Unauthorized reproduction or use of any part of this test is prohibited and may result in cancellation of scores and possible prosecution to the fullest extent of the law.

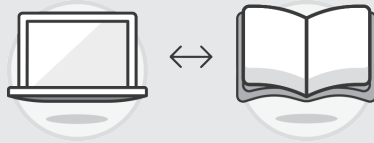
Affix AP ID Label Here



XXXXXX

83





Question 1

There are four versions of Question 1; you will only be answering one version.

Bluebook will indicate which version to answer (J, K, L, or M) and the page number in the booklet.

Make sure you respond in the correct space in the booklet.

Use a pencil or a pen with black or dark blue ink. Do NOT write your name. Do NOT write outside the box.

Question 1: Version J

PART A

An image will appear here
for students to write on.

PART B



Go to Question 2 in Bluebook when you're done with this question.



Use a pencil or a pen with black or dark blue ink. Do NOT write your name. Do NOT write outside the box.

Question 1: Version K

PART A

An image will appear here
for students to write on.

PART B

Page 4

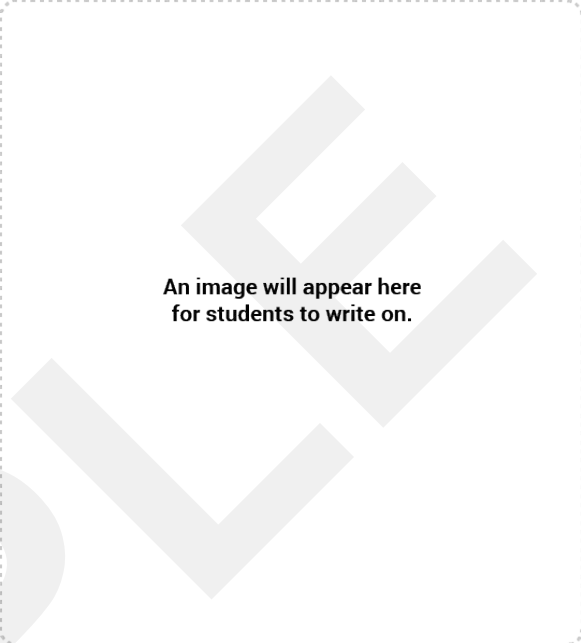


Go to Question 2 in Bluebook when you're done with this question.

Use a pencil or a pen with black or dark blue ink. Do NOT write your name. Do NOT write outside the box.

Question 1: Version L

PART A



An image will appear here
for students to write on.

PART B



Go to Question 2 in Bluebook when you're done with this question.



Use a pencil or a pen with black or dark blue ink. Do NOT write your name. Do NOT write outside the box.

Question 1: Version M

PART A

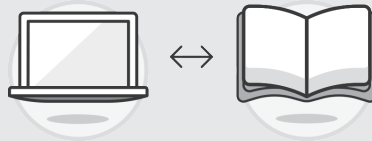
An image will appear here
for students to write on.

PART B

Page 6



Go to Question 2 in Bluebook when you're done with this question.



Question 2

There are four versions of Question 2; you will only be answering one version.

Bluebook will indicate which version to answer (J, K, L, or M) and the page number in the booklet.

Make sure you respond in the correct space in the booklet.

Continue to Question 2.



Use a pencil or a pen with black or dark blue ink. Do NOT write your name. Do NOT write outside the box.

Question 2: Version J

PART A

An image will appear here
for students to write on.

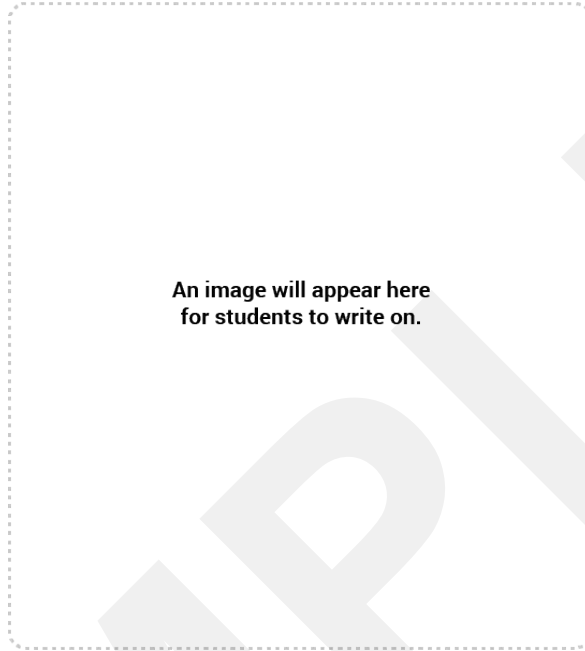
PART B

Question 2: Version J continues on the next page.

Use a pencil or a pen with black or dark blue ink. Do NOT write your name. Do NOT write outside the box.

Question 2: Version J

PART C



PART D



Go to Question 3 in Bluebook when you're done with this question.



Use a pencil or a pen with black or dark blue ink. Do NOT write your name. Do NOT write outside the box.

Question 2: Version K

PART A

An image will appear here
for students to write on.

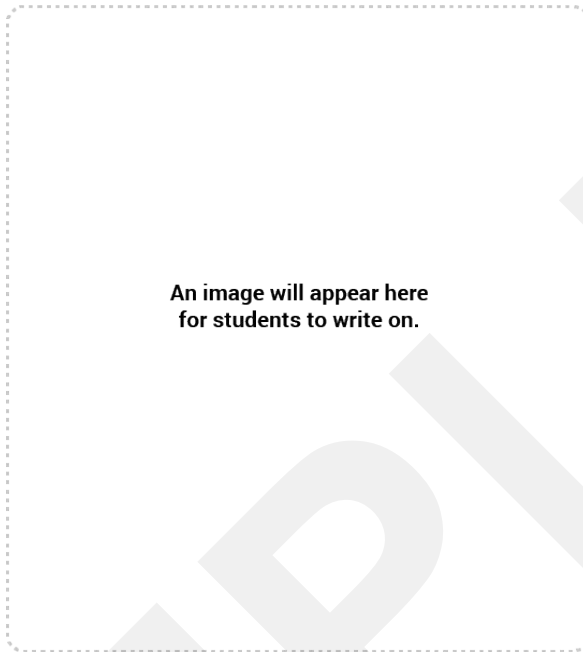
PART B

Page 10

Question 2: Version K continues on the next page.

Question 2: Version K

PART C



PART D

SAMPLE



Go to Question 3 in Bluebook when you're done with this question.



Use a pencil or a pen with black or dark blue ink. Do NOT write your name. Do NOT write outside the box.

Question 2: Version L

PART A

An image will appear here
for students to write on.

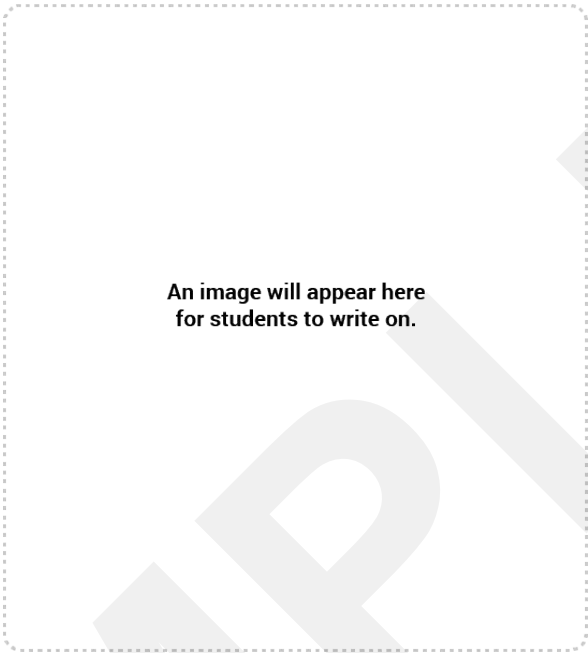
PART B

Page 12

Question 2: Version L continues on the next page.

Question 2: Version L

PART C



PART D



Go to Question 3 in Bluebook when you're done with this question.

A horizontal bar containing a row of 25 small circles. The first circle on the left is filled with red, while the remaining 24 circles are empty.



Use a pencil or a pen with black or dark blue ink. Do NOT write your name. Do NOT write outside the box.

Question 2: Version M

PART A

An image will appear here
for students to write on.

PART B

Question 2: Version M continues on the next page.

Use a pencil or a pen with black or dark blue ink. Do NOT write your name. Do NOT write outside the box.

Question 2: Version M

PART C

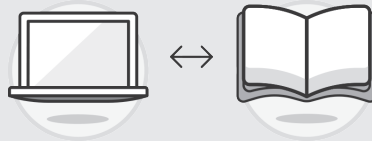
An image will appear here
for students to write on.

PART D

Page 15



Go to Question 3 in Bluebook when you're done with this question.



Question 3

There are four versions of Question 3; you will only be answering one version.

Bluebook will indicate which version to answer (J, K, L, or M) and the page number in the booklet.

Make sure you respond in the correct space in the booklet.

Continue to Question 3.

Question 3: Version J

PART C

Vertical axis: _____ Horizontal axis: _____

Table 2

An image will appear here
for students to write on.

PART D



Go to Question 4 in Bluebook when you're done with this question.

Question 3: Version K

PART C

Vertical axis: _____ Horizontal axis: _____

Table 2

An image will appear here
for students to write on.

PART D



Go to Question 4 in Bluebook when you're done with this question.

Use a pencil or a pen with black or dark blue ink. Do NOT write your name. Do NOT write outside the box.

Question 3: Version L

PART A

SAMPLE

PART B

SAMPLE

Page 22

Question 3: Version L continues on the next page.



Use a pencil or a pen with black or dark blue ink. Do NOT write your name. Do NOT write outside the box.

Question 3: Version L

PART C

Vertical axis: _____ Horizontal axis: _____

Table 2

An image will appear here
for students to write on.

PART D



Go to Question 4 in Bluebook when you're done with this question.

Question 3: Version M

PART C

Vertical axis: _____ Horizontal axis: _____

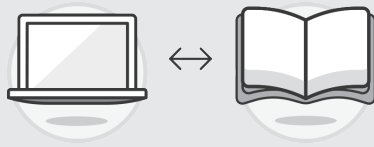
Table 2

An image will appear here
for students to write on.

PART D



Go to Question 4 in Bluebook when you're done with this question.



Question 4

Answer Question 4 on page 27.

Continue to Question 4.



Use a pencil or a pen with black or dark blue ink. Do NOT write your name. Do NOT write outside the box.

Question 4

PART A

PART B

PART C

Page 27

Go on to the next page.

