



# 2025 AP<sup>®</sup> Chinese Language and Culture

Exam Overview



# Table of Contents

## Overview

- Exam Format
- About This Presentation

## Student Information

### Exam

- General Directions
- Section I: Multiple Choice
  - Part A: Listening
  - Part B: Reading
- Break
- Section II: Free Response
  - Part A: Writing
  - Part B: Speaking
- End of Exam

## Additional Resources

---

This is an overview of the AP Chinese Language and Culture Exam. This presentation will provide you with a preview of the question types and directions screens that you'll see on exam day.

The exam is administered in school on school-owned and -controlled devices through an exam application.

On exam day, you'll follow directions spoken by the proctor. During various parts of the exam, you'll also read on the screen, listen through a headset, type using the keyboard, and speak into a microphone. Read the information on the screens carefully.

---

# Exam Format

The exam will take approximately two hours and 15 minutes to complete. The exam has two sections. This includes a 10-minute break between Sections I and II.

Section I consists of multiple-choice content.

- Part A: Listening
- Part B: Reading

Section II, the free-response section, requires you to produce written and spoken responses.

- Part A: Writing
- Part B: Speaking

---

# About This Presentation

- This overview does not present an entire exam but does include questions that represent the various parts of the actual exam.
- The screen images in this presentation are from the practice exam, which is available through the exam application. Some screen images in this presentation include an Exit Part button, but this button will not appear in the actual exam.
- This presentation includes screens where some details, such as references to the number of questions or administration time, refer to the practice exam and may not match the actual exam.

The screenshot shows the 'Enter Student Information' screen for the AP Chinese Language and Culture exam. The header features the AP logo and an 'Adjust Display' button. The form includes fields for AP ID (UV9U1Z58), School Code (700121), Last Name, Middle Initial, First Name, Date of Birth (Month and Day dropdowns), Exam Room Number, and Exam type (AP Chinese Language and Culture). A Certification Statement section contains a checkbox for agreeing to the AP Exam Terms and Conditions. A 'Continue' button is located at the bottom right.

Enter Student Information \* Required field

AP ID  
UV9U1Z58 [Edit](#)

School Code  
700121

Last Name \*

Middle Initial

First Name \*

Date of Birth \*  
Month  Day

Exam Room Number

Exam  
AP Chinese Language and Culture


Certification Statement \*

☐ I agree to the AP Exam Terms and Conditions available at [cb.org/apexamterms](#). I understand that there are serious consequences for violating these Terms and Conditions. I certify that I am the person whose information appears in this exam application.

Continue

This image shows the **Enter Student Information** screen that you'll complete in place of an answer sheet on exam day.

At the start of the exam, you need to acknowledge that you have read and agreed to the AP Exam Terms and Conditions.

 **AP**

Adjust Display  
AA

Continue  
→

## General Directions

The first section of the exam is multiple choice and tests your ability to use Chinese in the interpersonal and interpretive modes of communication. It contains several listening and reading tasks. In this section, choose one answer by selecting the oval ☐ or anywhere on the answer choice. To change an answer, select a different answer choice. To leave a question unanswered after you've chosen it, select the answer choice again to deselect it. The total score on the multiple-choice section is based only on the number of questions answered correctly. Points are not deducted for incorrect answers or unanswered questions.

The second section of the exam contains four free-response tasks, which test your ability to use Chinese in the interpersonal and presentational modes of communication. You will type your responses for the writing tasks, and you'll record your responses for the speaking tasks.

Various tasks in the exam will also test your knowledge of Chinese culture.

You can choose your preferred display and input options for reading and writing in Chinese. The options you select will have no effect on your score. Chinese text on the screen can be displayed in simplified characters or in traditional characters, and you may toggle between the two versions if necessary. When typing your responses in the Writing part of the exam, you may choose from the following input methods: Pinyin Simplified, Pinyin Traditional and Bopomofo.

The proctor should have provided you with scratch paper and a pencil, which you may use to take notes and to organize your responses. You must return the scratch paper and pencil to the proctor at the end of the exam.

At the beginning of the exam, you should read the **General Directions** carefully (continued on the next page).

### At a Glance


The following table provides an overview of the exam. It shows the number of questions, the amount of time for each part, and the contribution of each part to the final AP score. The total time listed for each section considers time for reading directions, moving from question to question, etc. As a result, the estimated time for each section may be greater than the sum of the estimated times for each part.

**Note:** The directions throughout the exam regarding timing for specific questions reflect the standard timing. If you have been approved for extended time or other accommodation that results in different timing, the adjusted time for applicable parts of the exam will be reflected accurately on the clock that appears on the screen.

Section	Question or Task Type	Number of Questions or Tasks	Percent of Total Score	Approximate Time
<b>Multiple Choice</b>		<b>Approximately 70 Questions</b>	<b>50%</b>	<b>1 hour, 30 minutes</b>
Part A: Listening	Rejoinders	10–15	10%	10 minutes
	Listening Selections	15–20	15%	10 minutes
Part B: Reading	Reading Selections	35–40	25%	1 hour
<b>Free Response</b>		<b>4 Tasks</b>	<b>50%</b>	<b>45 minutes</b>
Part A: Writing	Story Narration	1 question	15%	15 minutes
	E-Mail Response	1 question	10%	15 minutes
Part B: Speaking	Conversation	6 questions	10%	4 minutes
	Cultural Presentation	1 question	15%	7 minutes

Select **Continue** or **Return** to go on.




 **AP**

Adjust Display  
AA

Continue  
→

### Hardware Check


Before the exam begins, we will check the headset and microphone volumes. Please make sure your headset is on and your microphone is placed in front of your mouth.



Select **Continue** to go on.

Before the first part of the exam, you'll check that your headset and microphone are working properly.

**IMPORTANT:** If you are using a Chromebook, your headset needs to be connected before launching the exam application.

 **AP**

Exit PartAdjust DisplayA AVolumeContinue→

Listening

### Listening Part Directions


You will answer two types of questions: rejoinders and questions based on listening selections.

For all the tasks, you will have a specific amount of response time. A clock will indicate how much time is remaining to respond. The clock will not count down while you are listening. The clock will count down only while you are answering questions.

When the response time has ended, you will automatically go on to the next question. You cannot return to previous questions.

Select **Continue** to go on.

The multiple-choice section begins with  
**Part A: Listening.**



Exit PartAdjust DisplayVolumeContinue

Listening

### Listening Part Directions: Rejoinders


You will hear several short conversations or parts of conversations followed by four choices, designated A, B, C, and D. Choose the one that continues or completes the conversation in a logical and culturally appropriate manner. You will have 5 seconds (standard time) to answer each question.

You will now begin this part.

Select **Continue** to go on.

## Part A: Listening—Rejoinders



After hearing each short conversation or parts of a conversation, you should choose the most logical and culturally appropriate response to continue or complete the exchange.

 **AP**

Exit PartAdjust DisplayVolume

Listening | Question 1 of 5

You will hear the first part of a conversation, and then four possible responses, labeled A through D. After you have heard all four possible responses, select your choice.

  0:04 / 0:24

You may play this audio 1 time.


☐ A

☐ B

☐ C

☐ D

An audio progress bar appears whenever you hear audio material through your headset.

 AP

Exit PartAdjust DisplayVolumeContinue

Listening


### Listening Part Directions: Selections

You will hear a selection in Chinese. This selection will play once. You may take notes as you listen. Your notes will not be graded. After listening to the selection, you will be presented with questions in English. For each question, choose the response that is best according to the selection. You will have 12 seconds (standard time) to answer each question.

You will now begin this part.

Select **Continue** to go on.

## Part A: Listening—Listening Selections



AP

Exit Part




Adjust Display  
AA

Volume


Listening

**Instructions**

Selection plays one time.

   0:06 / 0:33

You may play this audio 1 time.

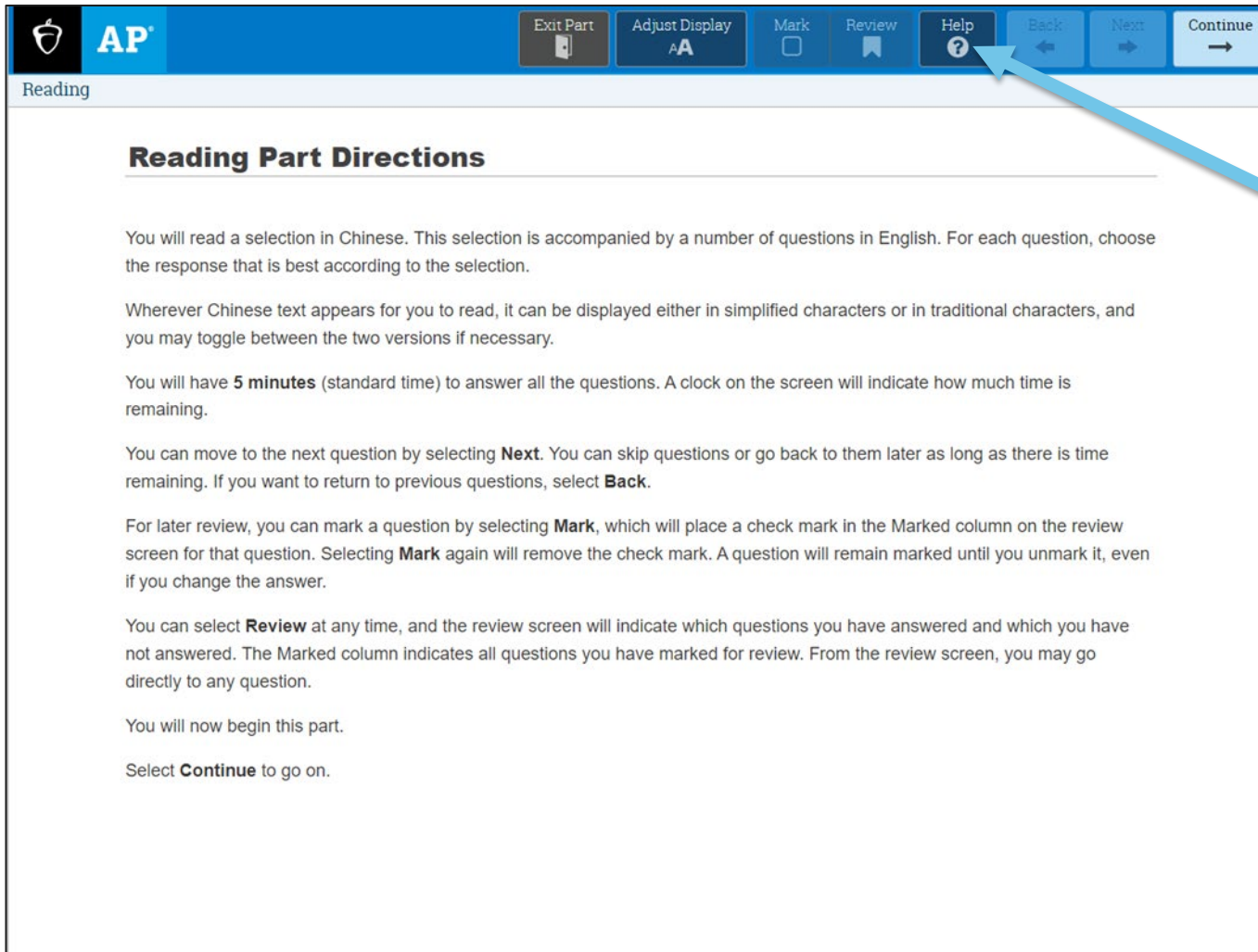
 AP

Exit PartAdjust DisplayVolume

Listening | Question 4 of 5Show Time

The activity is intended for students interested in

- ☐ martial arts
- ☐ folk dancing
- ☐ paper cutting
- ☐ calligraphy



AP

Reading

### Reading Part Directions

You will read a selection in Chinese. This selection is accompanied by a number of questions in English. For each question, choose the response that is best according to the selection.

Wherever Chinese text appears for you to read, it can be displayed either in simplified characters or in traditional characters, and you may toggle between the two versions if necessary.

You will have **5 minutes** (standard time) to answer all the questions. A clock on the screen will indicate how much time is remaining.

You can move to the next question by selecting **Next**. You can skip questions or go back to them later as long as there is time remaining. If you want to return to previous questions, select **Back**.

For later review, you can mark a question by selecting **Mark**, which will place a check mark in the Marked column on the review screen for that question. Selecting **Mark** again will remove the check mark. A question will remain marked until you unmark it, even if you change the answer.

You can select **Review** at any time, and the review screen will indicate which questions you have answered and which you have not answered. The Marked column indicates all questions you have marked for review. From the review screen, you may go directly to any question.

You will now begin this part.

Select **Continue** to go on.

The multiple-choice section continues with **Part B: Reading**.

During the Reading part, you can access the **Help** screens for support.

**NOTE:** The clock does not stop when viewing the **Help** screens. The more time you spend on **Help**, the less time you have to answer questions.



AP

Adjust Display A

Return

00:03:26 Hide Time

Testing Tools How to Answer How to Scroll General Directions Part Directions

### Testing Tools

Next ➔	After you answer a question, select <b>Next</b> . You may still return to the question and change your answer after selecting <b>Next</b> .
Back ⬅	Selecting <b>Back</b> will take you to the previous screen or question.
Help ?	Selecting <b>Help</b> will bring you to Help. From Help you can get information on different topics by selecting one of the tabs on the screen. You are now in Help.
Review 🔖	Selecting <b>Review</b> will open the Review screen. The Review screen lists all of the questions in the Reading part and their status. The Status column indicates if a question has been answered, not answered, or not encountered. The Mark column shows all questions you have marked for review. The question you were on last is selected and highlighted when you enter the Review screen.
Mark ☐	Selecting <b>Mark</b> will place a check mark on the Review screen next to the questions you may want to review again. Selecting <b>Mark</b> again will remove the check mark. A question will remain marked until you unmark it, even if you change the answer.
Exit Part 📄	<b>Exit Part</b> is only active for the practice exam. This button won't appear in the regular exam. Selecting <b>Exit Part</b> will skip ahead to the next part of the practice exam.

Select **Return** to go on.

This is an example of a **Help** screen.

Select **Return** to go back to the exam questions.

The screenshot displays the AP Chinese Language and Culture exam interface. At the top, there is a navigation bar with buttons for 'Switch to Traditional', 'Exit Part', 'Adjust Display', 'Mark', 'Review', 'Help', 'Back', and 'Next'. Below this bar, the interface shows 'Reading | Question 1 of 5' and a timer '00:04:37'. The main content area is divided into two columns. The left column contains a reading passage in Simplified Chinese titled '平板电脑进教室' (Tablet Computers Enter the Classroom). The right column contains multiple-choice questions in English. A blue arrow points from the 'Switch to Traditional' button to the text area, indicating its function.

Read this news article.

### 平板电脑进教室

新学年，世界上有许多中小学的学生上课时开始用起了平板电脑，而不再用传统的课本、铅笔和纸张了。这些学校都配备了无线网络，也鼓励学生自带平板电脑上学。

电脑给现代资讯的管理提供了很大的方便，很多学校认为用平板电脑代替传统课本最大的好处是学生可以很容易地搜索资讯。但是很多学生太喜欢平板电脑，甚至到了“寸步不离”的地步。这一现象引起教育专家的关注。作为学习工具，平板电脑可以提高学生的学习兴趣。然而，如果学生进入一些不好的网站，就会带来很多不良的后果。除此之外，在人手一个平板电脑的情况下，教师与学生们如何互动也是大家关心的问题。

也有人认为学生对平板电脑只是觉得新奇而已，时间长了，他们就会失去新鲜感。那么，为什么要花这么多钱买这样的电子设备呢？

尽管如此，很多人认为平板电脑代替传统书本是一种符合快节奏时代的趋势。中国大陆近年来很重视科技教育，将来一定也会很快地跟进这个趋势的。

Which of the following is the main focus of the article?

- ☐ The pros and cons of using tablet computers in schools
- ☐ The prospects for the tablet-computer market in China
- ☐ The high cost of tablet computers in China
- ☐ The one-on-one tablet-computer initiative in schools

Throughout the exam, whenever Chinese text is displayed for you to read (e.g., each selection in the Reading part and one selection in the Writing part), you can use a button to toggle between the text in **traditional** or **simplified** characters.

AP

Switch to Traditional Exit Part Adjust Display Mark Review Help Back Next

Reading | Question 4 of 5 00:01:57 Hide Time

Questions 1 through 5.

Read this news article.

平板电脑进教室

新学年，世界上有许多中小学的学生上课时开始用起了平板电脑，而不再用传统的课本、铅笔和纸张了。这些学校都配备了无线网络，也鼓励学生自带平板电脑上学。

电脑给现代资讯的管理提供了很大的方便，很多学校认为用平板电脑代替传统课本最大的好处是学生可以很容易地搜索资讯。但是很多学生太喜欢平板电脑，甚至到了“寸步不离”的地步。这一现象引起教育专家的关注。作为学习工具，平板电脑可以提高学生的学习兴趣。然而，如果学生进入一些不好的网站，就会带来很多不良的后果。除此之外，在人手一个平板电脑的情况下，教师与学生们如何互动也是大家关心的问题。


也有人认为学生对平板电脑只是觉得新奇而已，时间长了，他们就会失去新鲜感。那么，为什么要花这么多钱买这样的电子设备呢？

尽管如此，很多人认为平板电脑代替传统书本是一种符合快节奏时代的趋势。中国大陆近年来很重视科技教育，将来一定也会很快地跟进这个趋势的。

The article states that some critics are opposed to spending money on tablet computers because

- ☐ current technology will rapidly become outmoded
- ☐ students will lose interest once the novelty wears off
- ☐ scarce funds will be diverted away from more pressing needs
- ☐ doing so will widen the gap between schools with differing levels of resources

During the Reading part, selecting the **Review** option will allow you to review the status of each question.

 **AP**

Adjust Display  
A

Return  
←

Go to Question  
⦿

Reading | Question 4 of 5

00:04:10

Time

### Review

This page presents information about questions in the current section. You may sort the questions by **Question**, **Status**, and **Marked**. The question you were on is selected and highlighted by default. Questions you have encountered have a status of **Answered** or **Not Answered**. Questions you have not encountered have a status of **Not Encountered**. Marked questions are indicated with a ✓.

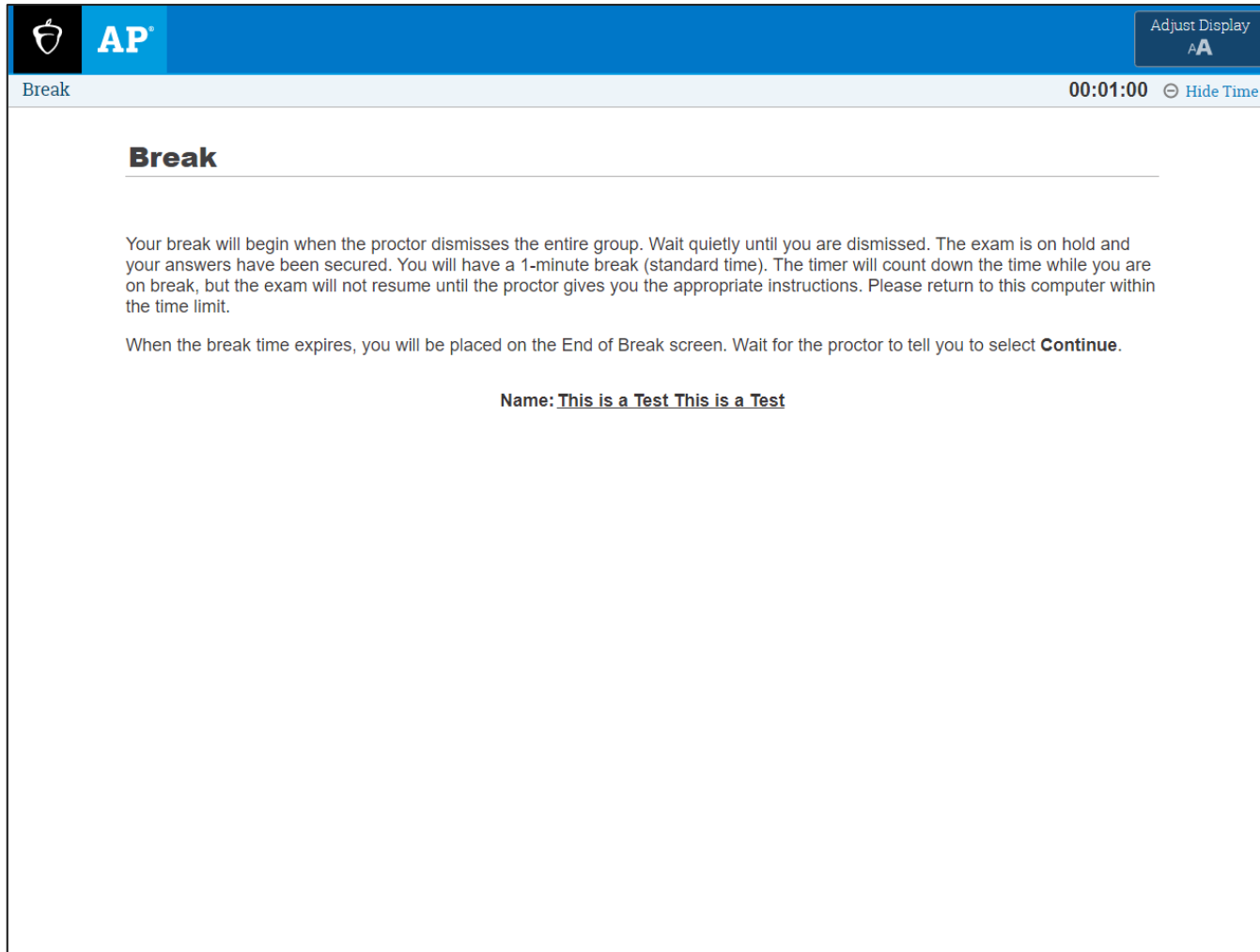
To return to the question you were on, select **Return**. To go to a different question, select that question and select **Go to Question**. You will be unable to go to questions that have a status of **Not Encountered**.

5 Questions Sorted by Number in Ascending Order

Question ^	Description	Status	Marked
1	Which of the following is the main focus of the article?	Not Answered	
2	Which of the following is NOT mentioned in the article as a	Not Answered	
3	What is mentioned in the article as a benefit of using	Not Answered	
4	The article states that some critics are opposed to spending	Not Answered	
5	According to the article, what is the most likely result of	Not Encountered	

This is the **Review** screen, which allows you to check the status of each question.


Select **Return** to go back to the exam questions.



There will be a 10-minute break between the multiple-choice and free-response sections.

You must wait for the proctor's instructions before beginning the break.

After the break, you must wait for the proctor's instructions before resuming the exam.

 **AP**

Exit PartAdjust DisplayHelpContinue

Writing

### Writing Part Directions

You will be asked to perform one writing task in Chinese. You will be asked to write for a specific purpose and to a specific person. You should write in as complete and as culturally appropriate a manner as possible, taking into account the purpose and the person described.

In this part of the exam, you can choose your desired input method for typing your responses in Chinese by selecting **Pinyin Simplified**, **Pinyin Traditional**, or **Bopomofo** from the drop-down list.

Note: Be careful not to press the **Shift** or **Caps Lock** keys while typing your response. Pressing one of these keys will switch the input language to English. To switch the input language back to Chinese, press the **Shift** or **Caps Lock** key again.

A clock will indicate how much time is remaining to write your response.

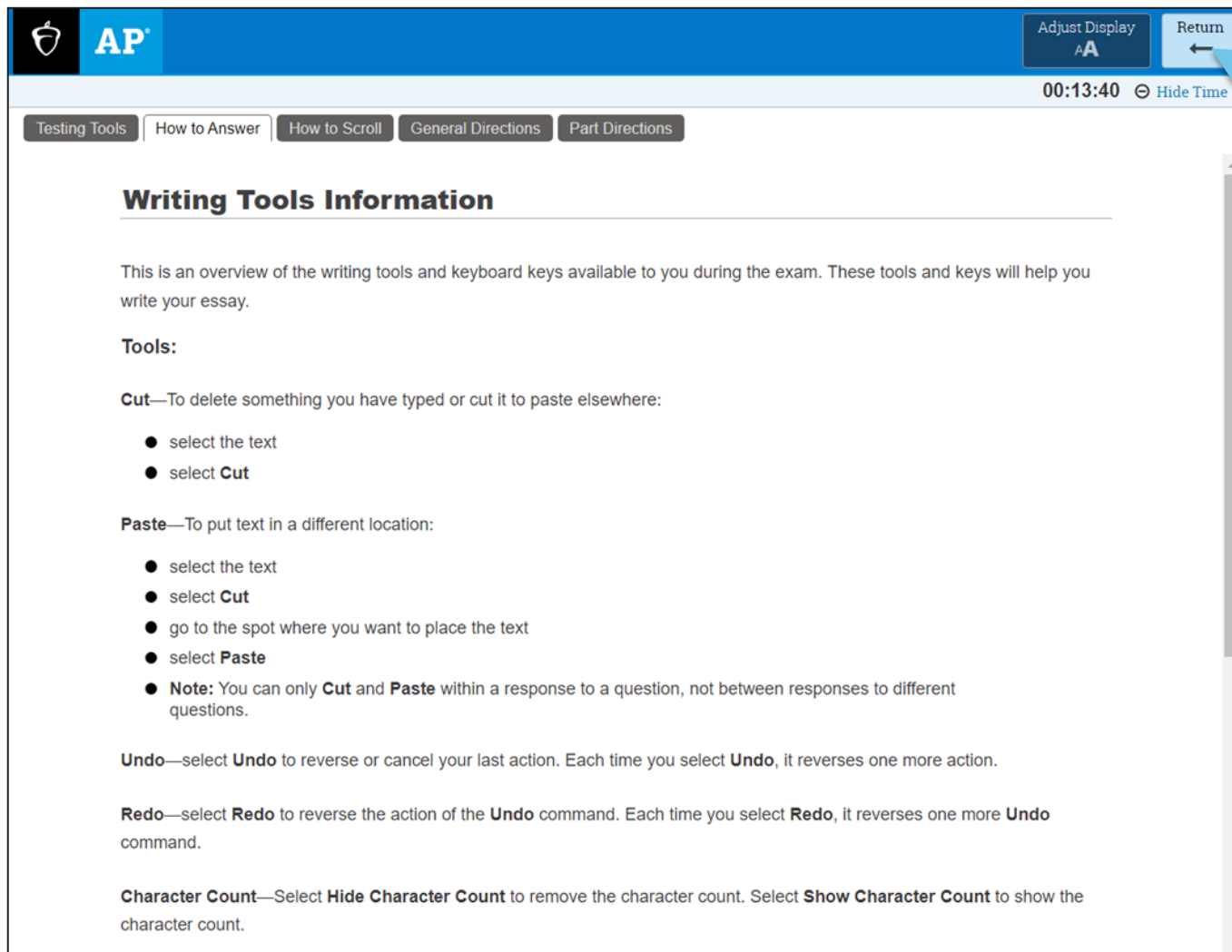
You will now begin this part.

Select **Continue** to go on.

The free-response section begins with **Part A: Writing**.

During the Writing part, you can access the **Help** screens for support.

**NOTE:** The clock does not stop when viewing the **Help** screens. The more time you spend on **Help**, the less time you have to answer questions.



The screenshot shows the AP Chinese Language and Culture exam interface. At the top, there is a blue header with the AP logo on the left and two buttons, 'Adjust Display' and 'Return', on the right. Below the header, a navigation bar contains several tabs: 'Testing Tools', 'How to Answer', 'How to Scroll', 'General Directions', and 'Part Directions'. The 'How to Answer' tab is currently selected. The main content area is titled 'Writing Tools Information' and contains the following text:

This is an overview of the writing tools and keyboard keys available to you during the exam. These tools and keys will help you write your essay.

**Tools:**

**Cut**—To delete something you have typed or cut it to paste elsewhere:

- select the text
- select **Cut**

**Paste**—To put text in a different location:

- select the text
- select **Cut**
- go to the spot where you want to place the text
- select **Paste**
- **Note:** You can only **Cut** and **Paste** within a response to a question, not between responses to different questions.

**Undo**—select **Undo** to reverse or cancel your last action. Each time you select **Undo**, it reverses one more action.

**Redo**—select **Redo** to reverse the action of the **Undo** command. Each time you select **Redo**, it reverses one more **Undo** command.

**Character Count**—Select **Hide Character Count** to remove the character count. Select **Show Character Count** to show the character count.

This is an example of a **Help** screen.

Select **Return** to go back to the exam questions.




AP

Writing | Question 1 of 1 00:14:37 Hide Time

Directions: In this task, you will be asked to write in Chinese for a specific purpose and to a specific person. You should write in as complete and culturally appropriate a manner as possible, taking into account the purpose and the person described.

The four pictures present a story. Imagine you are writing the story to a friend. Narrate a complete story as suggested by the pictures. Give your story a beginning, a middle, and an end.




1. A woman gets into a yellow taxi. 2. She waits at a train station. 3. A man in a suit arrives. 4. She waves a train away.

Cut Paste Undo Redo Pinyin Simplified Pinyin Simplified Pinyin Traditional Bopomofo Hide Character Count 0

In the Writing parts of the exam, you can choose your desired input method for typing responses in Chinese by selecting **Pinyin Simplified**, **Pinyin Traditional**, or **Bopomofo** from the drop-down list.

**NOTE:** Pressing **Shift** or **Caps Lock** will switch the input language to English. To switch back to Chinese, press **Shift** or **Caps Lock** again.



 **AP**

Exit PartAdjust DisplayVolumeContinue

Speaking

### Speaking Part Directions

You will participate in a simulated conversation and make a presentation.

For the presentation, you will have a specific amount of preparation time. During the preparation time, a clock will indicate how much time is remaining.

For both tasks, you will have a specific amount of response time. During the response time, a clock will indicate how much time is remaining.

When the response time has ended, you will automatically go on to the next question. You cannot return to previous questions.


Your cue to start speaking will always be this tone.

Select **Continue** to go on.

The free-response section continues with  
**Part B: Speaking.**

Before beginning  
this part, you will perform another  
headset and microphone check.

You should record your responses at a  
normal speaking level.

 **AP**

Exit Part

Adjust Display  
A A

Volume

Continue  
→

Speaking


### Speaking Part Directions: Conversation

You will participate in a simulated conversation. Each time it is your turn to speak, you will have 20 seconds (standard time) to record. You should respond as fully and as appropriately as possible.

There will be six times when it is your turn to speak.

You will now begin this part.

Select **Continue** to go on.



Exit PartAdjust DisplayVolume

Speaking|Question 1 of 7


**Directions:** You will participate in a simulated conversation. You will hear a series of 6 questions or statements; after each question or statement, you will hear a tone signifying that it is your turn to speak. You will have 20 seconds to record each response. You should respond as fully and as appropriately as possible. When you are ready to begin, select the Continue button.


You will have a conversation with Huang Lihua, an interviewer, about your application for a scholarship to study in China.

▶ Play0:00 / 0:05

You may no longer play this audio.

RESPONSE TIME

 00:00:05

 **AP**

Exit Part

Adjust Display  
AA

Volume

Continue  
→


Speaking

### Speaking Part Directions: Cultural Presentation

You will be asked to speak in Chinese on a specific topic. Imagine you are making an oral presentation to your Chinese class. First, you will read and hear the topic for your presentation. You will have 4 minutes (standard time) to prepare your presentation. Then you will have 2 minutes (standard time) to record your presentation. Your presentation should be as complete as possible.

You will now begin this part.

Select **Continue** to go on.



Exit PartAdjust DisplayVolume

Speaking|Question 7 of 7

**Directions:** You will be asked to speak in Chinese on a specific topic. Imagine you are making an oral presentation to your Chinese class. First, you will hear and read the topic for your presentation. The time you will have to prepare your presentation is indicated on the clock. You will then have 2 minutes to record your presentation. Your presentation should be as complete as possible.

Choose ONE Chinese food that is associated with a particular holiday (moon cake, *zongzi*, etc.). In your presentation, describe this food that is associated with a particular holiday and explain its significance.


Play0:00 / 0:17

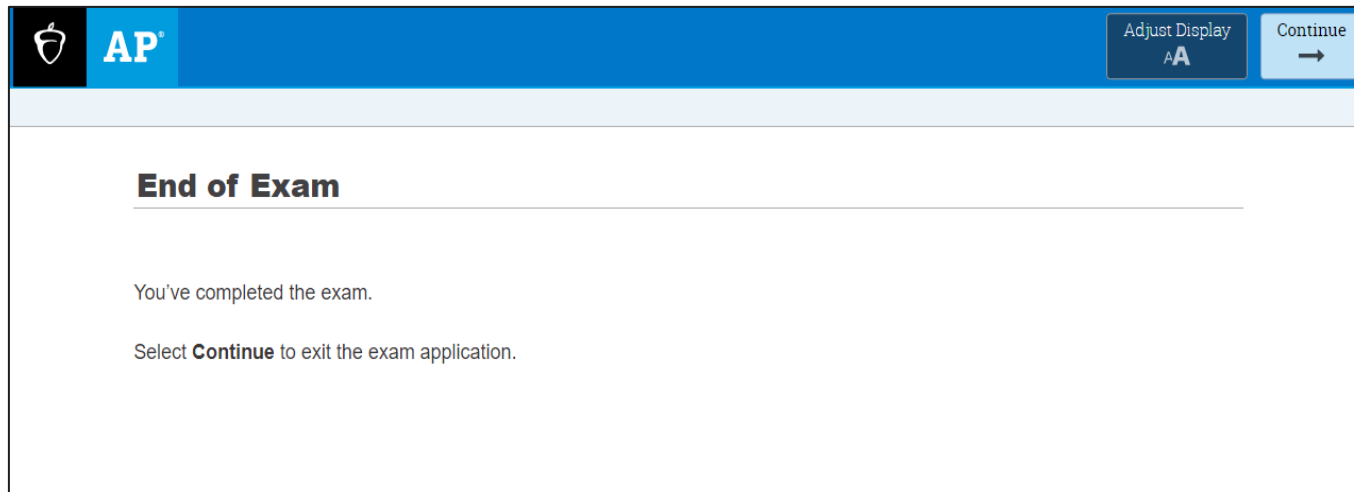
You may no longer play this audio.

Preparation Time: 4 Minutes

Response Time: 2 Minutes

PREPARATION TIME

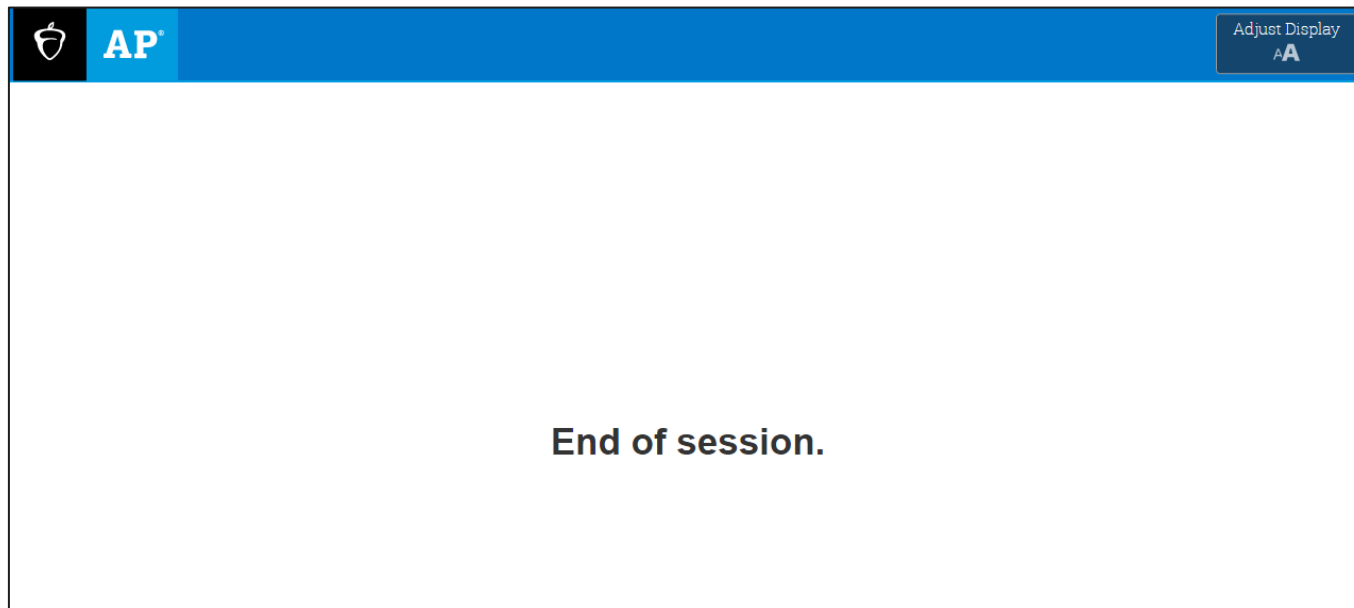
00:03:58



At the end of the exam, you'll click **Continue** on the **End of Exam** screen. Next, the **End of session** screen will appear for a few seconds before the exam application closes.

After the exam, do not touch the computer.

Sit quietly and wait for the proctor to dismiss all students at the same time.



---

If you'd like more information about the AP Chinese Language and Culture Exam or the AP Exam administration, refer to the following resources:

- The AP coordinator of the school where you will be testing can provide you with more information about the exam schedule, what to bring on exam day, and any pre-exam-day activities.
- Visit the AP Chinese Language and Culture pages at **apstudents.org/courses** to see the complete course description as well as free-response questions and scoring guidelines from last year's exam.
- Read the AP Exam Terms and Conditions at **cb.org/apexamterms**.