

## AP SCORE REPORTS FOR EDUCATORS

# Subject Score Roster



The Subject Score Roster is a student roster for each AP® subject that lists all students and their AP scores. This report is available to teachers, school administrators, and district administrators. This report is also available to staff at online learning providers.

## How You Can Use This Report

- To view individual student scores by subject.
- To see how your group of students performed relative to their peers.

## Report Features

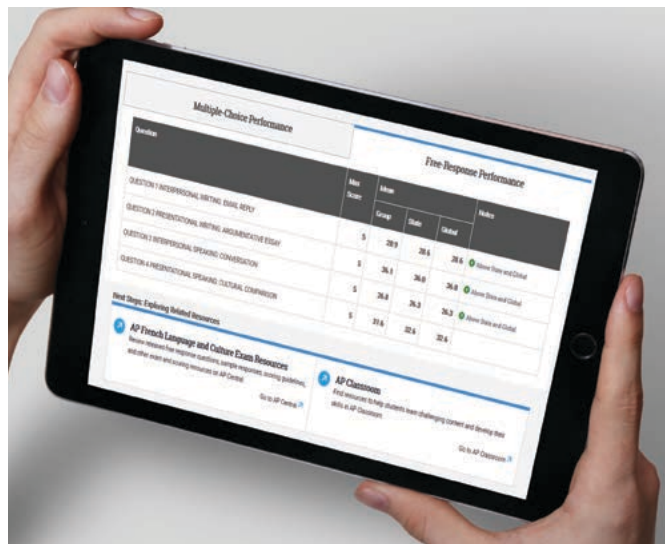
- **Peer Comparison Data:** See how your students performed compared to their state and global peer groups.
- **Key Metrics:** Summary information includes key metrics such as the group mean and percentage of scores that are 3 or higher.
- **Mobile optimization and enhanced interactivity:** This report can be accessed on the go via your phone or tablet.
- **Sort and Search Features:** Find individual students.
- **Filters:** Use filters such as score and grade level to drill down into the performance of a subset of your students compared to their peers with the same attributes.
- **Customization:** Change the subject and section(s) selection of your report.
- **Export to PDF:** Download a PDF of your roster for a single subject or for all your subjects.
- **Export to CSV:** Download a roster for your organization that includes all subjects in CSV format. *Available for school and district administrators only.*



## How to Read Your Report

### SUBJECT SUMMARY WITH STATE AND GLOBAL COMPARISONS

Summary information includes key metrics such as the percentage of scores that are 3 or higher, and state and global comparison data.



### SCORE DISTRIBUTIONS WITH COMPARABLES AND SECTION BREAKDOWN

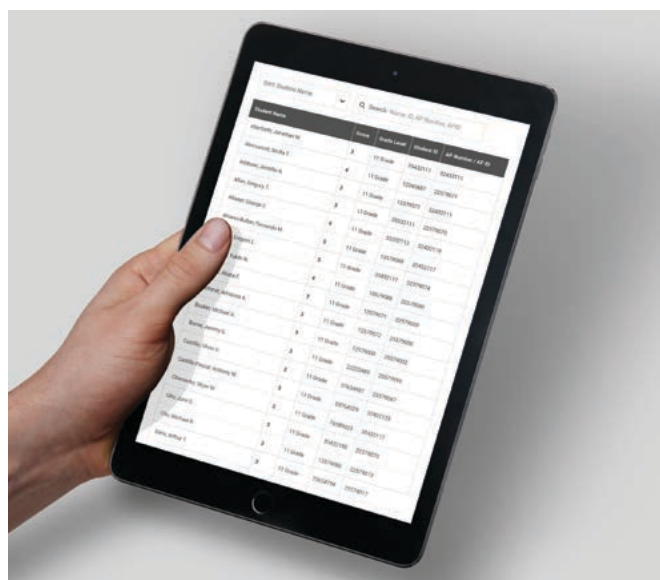
This part of the report displays your students' performance and score distribution on the 1–5 score scale compared to their state and global peers, with additional segmentation by section.

- Sections listed reflect the class sections created in AP Registration and Ordering.
- Teachers may view those sections to which they were assigned.
- All students instructed by the teacher are shown, including students who don't attend the school full time.
- View your report by individual section, by a subset of sections, by teacher, or across all sections.
- If you're viewing multiple sections in the same report, compare score distributions across sections.

Note: Comparison data on this report will differ from the peer comparison data on the Instructional Planning Report, which is aligned to a specific form of the exam.

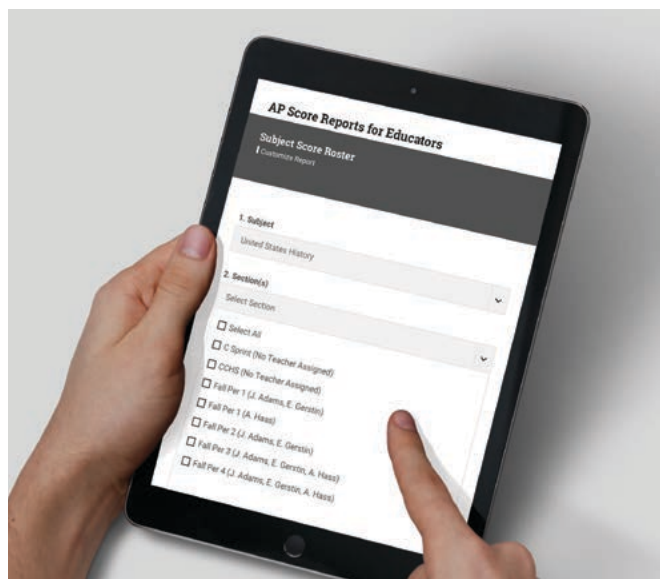
Visit AP Central® at [apcentral.collegeboard.org/scores](https://apcentral.collegeboard.org/scores) for additional resources and tips.

Download your Subject Score Roster at [scores.collegeboard.org](https://scores.collegeboard.org).



### STUDENT ROSTER

This is the list of your students and their scores. Use the sort, search, and pagination tools to find individual students.



### CUSTOMIZATION

If you teach multiple subjects and/or multiple sections, change your selections on the customize screen. Teacher names are shown in association with the section(s) they taught, as set up in AP Registration and Ordering.